

ARMY TM 5-4310-247-20P

TECHNICAL MANUAL

ORGANIZATIONAL MAINTENANCE REPAIR PARTS
AND SPECIAL TOOLS LISTS

COMPRESSOR, ROTARY, AIR, DIESEL ENGINE DRIVEN,
TRAILER MOUNTED, 2-WHEEL, PNEUMATIC TIRES,
250 CFM, 100 PSI
(JOY MODEL RPV250DC20MSI)
FSN 4310-952-7142

CHANGE

NO. 1



HEADQUARTERS
DEPARTMENT OF THE ARMY
WASHINGTON, D. C., 28 December 1973

**Organizational Maintenance Repair
Parts and Special Tools List
COMPRESSOR, ROTARY, DIESEL ENGINE
DRIVEN, AIR TRAILER MOUNTED, 250 CFM, 100 PSI
(JOY MODEL RPV 250 DC20MSI)
FSN 4310-952-7142**

TM 5-4310-247-20P, 5 December 1969, is changed as follows:

The title is changed to read as shown above.
Page V. Paragraph 8 is superseded as follows:

8. Reporting of Equipment Publication Improvements

The reporting of errors, omissions, and recommendations for improving this publication by the individual user is encouraged. Reports should be submitted on DA Form 2028 (Recommended Changes to Publications) and forwarded direct to Commander US Army Troop Support Command ATTN AMSTS-MPP ST. Louis, MO 63120.

Page 3. Line 031; in column 3, "X7502" is changed to read "X5634."

Page 5. Line 056; in column 3, "H206B3160" is changed to read "H260B3160."

Page 6. Line 068; in column 3, "41 SL200" is changed to read "41AL200."

Page 6. Line 073; in column 3, "JS382L2240" is changed to read "JD382L2240."

Page 13. Line 171; in column 2, "2910-238-8950" is added.

Line 175; in column 2, "2910-752-9138" is added.

Page 18. Line 254; in column 2, "4730-277-1852" is added; in column 3, "901160-1 (83179)" is changed to read "WWP471 (81348)"

Page 26. Line 366; in column 3, "FW263-36 (14351)" is changed to read "ILUY0600-3 (95875)."

Page 27. Line 388; in column 1, "X20" is changed to read "PO"; in column 2, "6210-183-0661" is added; in column 3, "MA12476 (74400)" is changed to read "899803 (73331)."

Page 33. Line 469A; in column 2, "5930-936-7759" is added.

Page 34. Line 475; in column 1, "PO" is changed to read "MO"; in column 2, "6140-136-1042" is deleted; in column 3, "MANUFACTURE FROM" is added.

Immediately after line 475, the following line items are added.

Line 475A; data is added in the columns indicated (indent 2 spaces):

Column	Added Data
1	"P20"
2	"5940-325-6572"
3	"TERMINAL, LUG, ZNOR (01493)"
4	"EA"
6	"1"
7	"*****"

Page 34. Line 475B; data is added in the columns indicated (indent 2 spaces):

Column	Added Data
1	"P20"
2	"5940-102-8577"
3	"TERMINAL, LUG, NO. 18 (77060)"
4	"EA"
6	"1"
7	"*****"

Line 475C; data is added in the columns indicates (indent 2 spaces):

Column	Added Data
1	"P20"
2	"6145-805-3354"

COLUMN	<i>Added Data</i>
3	"WIRE, ELECTRICAL (22 IN. REQUIRED) MILC13486, TYPE 1, CLASS A (81349)"
4	"FT"
7	"****"

Line 476; in column 1, "X20" is changed to read "MO"; in column 3, "MANUFACTURE FROM" is added:

Immediately after line 476, the following line items are added:

Line 476A; data is added in the columns indicated (indent 2 spaces):

Column	<i>Added Data</i>
1	"P20"
2	"5940-325-6572"
3	"TERMINAL, LUG, "ZNOR (01493)"
4	"EA"
6	"1"
7	"****"

Page 34. Line 476B; data is added in the columns indicated (indent 2 spaces):

Column	<i>Added Data</i>
1	"P20"
2	"5940-799-5419"
3	"TERMINAL, LUG "ZPOL (01493)"
4	"EA"
6	"1"
7	"****"

Line 476C; data is added in the columns indicated (indent 2 spaces):

Column	<i>Added Data</i>
1	"P20"
2	"6145-805-3354"
3	"WIRE, ELECTRICAL (9 IN. REQUIRED) MILC13486, TYPE 1, CLASS A (81349)"
4	"FT"
7	"****"

Page 34. Line 477; in column 1, "PO" is changed to read "MO"; in column 2, "6140-136-1043" is deleted; in column 3, "MANUFACTURE FROM" is added.

Immediately after line 477, the following line items are added:

Line 477A; data is in the columns indicated (indent 2 spaces):

column	<i>Added Data</i>
1	"P20"
2	"5940-325-6572"
3	"TERMINAL, LUG, ZNOR (01493)"
4	"EA"
6	"1"
7	"****"

Line 477B; data is added in the columns indicated (indent 2 spaces):

column	<i>Added Data</i>
1	"P20"
2	"5940-102-8577"
3	"TERMINAL, LUG, NO. 18 (77060)"
4	"EA"
6	"1"
7	"****"

Line 477C; data is added in the columns indicated (indent 2 spaces):

Column	<i>Added Data</i>
1	"P20"
2	"6145-805-3354"
3	"WIRE, ELECTRICAL (48 IN. REQUIRED) MILC13486, TYPE 1, CLASS A (81349)"
4	"FT"
7	"** **"

Page 48. Line 690; in column 2, "4730-257-2120" is added; in column 3, "901090-5 (83179)" is changed to read "WWP521 (81348)"

Line 692; in column 2, "4730-496-7505" is added, in column 3, "1/4-18" is changed to read "1/8-27," and "906258-42 (83179)" is changed to read "71X4 (79470)."

Page 52. Line 749; in column 2, "4730-496-7337" is added; in column 3, "906251-44 (83179)" is changed to read "68FLI-4X1-8 (30327)"

Page 53. Line 757; in column 2, "4730-496-7505" is added; in column 3, "906258-42 (83179)" is changed to read "71X4 (79470)."

Page 56. Line 814; in column 2, "4730-595-0665" is added; in column 3, "901287-5 (83179)" is changed to read "WWP521 (81348)."

All changes, additions, and deletions of Federal stock numbers and manufacturers code and part numbers should be appropriately reflected in the index and parts listing of the manual.

By Order of the Secretary of the Army:

CREIGHTON W. ABRAMS
General, United States Army
Chief of Staff

Official:

VERNE L. BOWERS
Major General, United States Army
The Adjutant General

Distribution:

To be distributed in accordance with DA Form 12-25A (qty rqr block no. 38), Organizational maintenance requirements for Air Compressor, 250 CFM.

*U. S. GOVERNMENT PRINTING OFFICE: 1974-768113/945

TECHNICAL MANUAL }
 No. 5-4310-247-20P }

HEADQUARTERS
DEPARTMENTS OF THE ARMY
 WASHINGTON, D. C., 5 December 1969

ORGANIZATIONAL MAINTENANCE REPAIR PARTS AND SPECIAL TOOLS LISTS

**COMPRESSOR, ROTARY, AIR, DIESEL ENGINE DRIVEN, TRAILER
 MOUNTED, 2-WHEEL, PNEUMATIC TIRES, 250 CFM, 100 PSI
 (JOY MODEL RPV250DC20MSI)
 FSN 4310-952-7142**

Current as of 26 March 1969

	Paragraph	Page
Section I. INTRODUCTION		
Scope	1	iii
General	2	iii
Explanation of columns	3	iii
Special information	4	iv
How to locate repair parts	5	iv
Abbreviations	6	iv
Federal supply codes for manufacturers	7	v
Recommendations for maintenance manual improvements	8	v
II. PRESCRIBED LOAD ALLOWANCE		
III. SPECIAL TOOLS, TEST AND SUPPORT EQUIPMENT FOR ORGANIZATIONAL MAINTENANCE (NOT APPLICABLE)		
IV. REPAIR PARTS FOR ORGANIZATIONAL MAINTENANCE		
Group 01. 0100 Engine assembly		1
0101 Crankcase, block, cylinder head.....		2
0105 Valves, camshafts, and timing system.		2
0106 Engine lubrication system		3
0108 Manifolds		8
03. Fuel System		
0301 Carburetor, fuel injector		8
0302 Fuel pumps		9
0304 Air cleaner		10
0306 Tanks, lines, fittings, headers		11
0309 Fuel filters		16
0311 Engine starting aids		18
0312 Accelerator, throttle or choke controls.		20
04. Exhaust System		
0401 Muffler and pipes		20
05. Cooling System		
0501 Radiator, evaporate cooler, or heat exchanger		21
0503 Water manifold, headers, thermostats and housing gaskets		21
0504 Water, pump		23
0505 Fan assembly		23
06. Electrical System (Engine and Vehicular, Etc.)		
0601 Generator, alternator		24
0602 Generator regulator (voltage)		26
0603 Starting motor		26
0607 Instrument or engine control panel.		27
0608 Miscellaneous items		28
0609 Lights		29
0610 Sending units and warning switches		33

* This manual supersedes TM 5-4310-247-20P, 6 April 1966, including C 1,6 February 1967.

	0612 Batteries, storage (wet or dry)	34
	0615 Radio interference suppression	34
15.	Frame, Towing Attachments and Drawbars	
	1501 Frame assembly	35
18.	Body, Cab, Hood and Hull	
	1801 Body, cab, hood, hull assemblies	35
	1808 Stowage racks, boxes, straps, carrying cases, cable reels, hose reels, etc.,	36
22.	Body Chassis or Hull, and Accessory Items	
	2202 Accessory items	40
	2210 Data plates and instruction holders	41
47.	Gages (Non-Electrical), Weighing and Measuring Devices	
	4702 Gages, mountings, lines, and fittings	42
	4703 Hourmeter	43
50.	Pneumatic Equipment	
	5000 Air compressor assembly	44
	5006 Lubrication system	44
	5008 Air intakes	50
	5009 Unloader system components	52
	5012 Throttling devices	53
	5014 Air receiver	56
	5015 Air discharge system	56
76.	Firefighting Equipment Components	
	7638 Portable firefighting equipment (includes fire extinguishers)	58
95.	General Use Standardized Parts	
	9501 Bulk materiel	58
99.	Parts Peculiar	
	9901 Multi-listed parts	58
Section V.	FEDERAL STOCK NUMBER AND REFERENCE NUMBER INDEX	

SECTION I INTRODUCTION

1. Scope

This manual lists repair parts required for the performance of organizational maintenance of the air compressor.

2. General

a. The repair parts list is arranged as follows:

(1) Individual parts and major assemblies are listed alphabetically by item name within the numbered functional groups.

(2) Assembly components and subassemblies are indented and listed alphabetically by item name under major assemblies.

b. This repair parts and special tools list is divided into the following sections:

(1) *Prescribed Load Allowance (PLA) – Section II.* A consolidated listing of repair parts quantitatively allocated for initial stockage at the organizational level. *This is a mandatory stockage allowance.*

(2) *Special Tools, Test and Support Equipment – Section III.* A list of special tools, test and support equipment authorized for the performance of maintenance at the organizational level. (Not applicable.)

(3) *Repair Parts – Section IV.* A list of repair parts authorized for the performance of maintenance at the organizational level.

(4) *Federal Stock Number and Reference Number Index – Section V.* A list of Federal stock numbers followed by reference numbers in ascending alphanumeric sequence, cross-referenced to index number.

3. Explanation of Columns

The following provides an explanation of columns in the tabular lists in sections II, III and IV:

a. Source, Maintenance, and Recoverability Codes (SMR).

(1) Source code indicates the selection status and source for the listed item. Source codes used are:

Code	Explanation
P	Applied to repair parts which are stocked in or supplied from DSA/GSA or Army supply system, and authorized for use at indicated maintenance categories.
M	Applied to repair parts which are not procured or stocked but are to be manufactured at indicated maintenance categories.
A	Applied to assemblies which are not procured or stocked as such but made up of two or more units, each of which carry individual stock numbers and descriptions and are procured and stocked and can be assembled by units at indicated maintenance categories.
x	Applied to parts and assemblies which are not procured or stocked, the mortality of which is normally below that of the applicable end item, and the failure of which should result in retirement of the end item from the supply system.

x1 Applied to repair parts which are not procured or stocked, the requirement for which will be supplied by use of the next higher assembly or components.

x2 Applied to repair parts which are not stocked. The indicated maintenance category requiring such repair parts will attempt to obtain them through cannibalization; if not obtainable through cannibalization, such repair parts will be requisitioned with supporting justification through normal supply channels.

G Applied to major assemblies that are procured with PEMA (Procurement Equipment Missile Army) funds for initial issue only, to be used as exchange assemblies at DSU and GSU maintenance level. These assemblies will not be stocked above DSU and GSU level or returned to depot supply level.

Note. Source code is not shown on common hardware items known to be readily available in Army supply channels and through local procurement.

(2) Maintenance code indicates the lowest category of maintenance authorized to install the listed item. The maintenance level code is:

Code	Explanation
0	Organizational maintenance

(3) Recoverability code indicates whether un-serviceable items should be returned for recovery or salvage. Items not coded are expendable. Recoverability codes are:

Code	Explanation
R	Applied to repair parts and assemblies which are economically repairable at DSU and GSU activities and normally are furnished by supply on an exchange basis.
T	Applied to high dollar value recoverable repair parts which are subject to special handling and are issued on an exchange basis. Such repair parts normally are repaired or overhauled at depot maintenance activities.
U	Applied to repair parts specifically selected for salvage by reclamation units because of precious metal content, critical materials, high dollar value reusable casings or castings.

(4) This column also lists, below the SMR code, an index number for each item in ascending numerical sequence, which is used to locate items in the publication when the Federal stock number and/or reference number is known.

b. Federal Stock Number. This column indicates the Federal stock number for the item.

c. Description This column indicates the Federal item name and any additional description of the item required. A part number or other reference number is followed by the applicable five-digit Federal supply code for manufacturers, in parentheses.

Material required for manufacture or fabrication is identified.

d. Unit of Issue. This column indicates the unit used as a basis for issue; e.g., ea, pr, ft, yd, etc.

e. Quantity Incorporated in Unit Pack. This column indicates the actual quantity contained in the unit pack.

f. Quantity Incorporated in Unit. This column indicates the quantity of the item used in the functional group.

g. Fifteen-Day Organizational Maintenance Allowance, Column (4) of Section II and Column (7) of Sections III and IV.

(1) The allowance columns are divided into four subcolumns. Indicated in each subcolumn is the quantity of items authorized for the number of equipments supported. Items authorized for use as required but not for initial stockage are identified with an asterisk in the allowance column.

(2) The quantitative allowances for organizational level of maintenance represents one initial prescribed load for a 15-day period for the number of equipments supported. Units and organizational authorized additional prescribed loads will multiply the number of prescribed loads authorized by the quantity of repair parts reflected in the appropriate density column applicable to the number of items supported to obtain the total quantity of repair parts authorized.

(3) Organizational units providing maintenance for more than 100 of these equipments shall determine the total quantity of parts required by converting the equipment quantity to a decimal factor by placing a decimal point before the next to last digit of the number to indicate hundredths, and multiplying the decimal factor by the parts quantity authorized in the 51-100 allowance column. Example, authorized allowance for 51-100 equipments is 40; for 150 equipments, multiply 40 by 1.50 or 60 parts required.

(4) Subsequent changes to allowances will be limited as follows: No change in the range of items is authorized. If additional items are considered necessary, recommendation should be forwarded to U.S. Army Mobility Equipment Command for exception or revision to the allowance list. Revisions to the range of items authorized will be made by this Command based upon engineering experience, demand data, or TAERS information.

h. Illustration, Column (8). This column is divided as follows:

(1) *Figure number, column (8)(a).* Indicates the figure number of the illustration in which the item is shown.

(2) *Item number, column (8)(b).* Indicates the callout number used to reference the item in the illustration.

4. Special Information

a. Repair parts mortality has been based on 3,000 hours of operation per year.

b. Parts which require manufacture or assembly at a category higher than that authorized for installation will indicate in the source column the higher category.

c. The following publications pertain to the air compressor and its components:

TM 5-4310-247-15	Organizational, DS, GS, and Depot Maintenance Manual
LO 5-4310-247-15	Lubrication Order

5. How to Locate Repair Parts

a. When Federal stock number or reference number is unknown:

(1) *First.* Using the table of contents, determine the functional group within which the repair part belongs.

(2) *Second.* Find the illustration covering the functional group to which the repair part belongs.

(3) *Third.* Identify the repair part on the illustration, and note the illustration figure and item number of the repair part.

(4) *Fourth.* Using the Repair Parts Listing, find the functional group to which the repair part belongs and locate the illustration figure and item number noted on the illustration.

b. When Federal stock number or reference number is known:

(1) *First.* Using the Index of Federal Stock Numbers and Reference Numbers, find the pertinent Federal stock number or reference number. This index is in ascending alphanumeric sequence cross-referenced to an index number.

(2) *Second.* Using the Repair Parts Listing, find the index number referenced in the Index of Federal Stock Numbers and Reference Numbers.

6. Abbreviations

deg	degree (s)
ea	each
ft	feet(foot)
gl	gallon
grp.	group
id.	inside diameter
in	inch
lg	long(length)
lh.	left-hand
mtg.	mounting
No.	number(s)
NPT.	National Taper Pipe (Thread)
od	outside diameter
rh.	right-hand
thd	thread (ed)
thk	thick (ness)

7. Federal Supply Codes for Manufacturers

<i>Code</i>	<i>Manufacturer</i>
00000	Ordnance Corp
00736	Air-Maze Div of Rockwell-Standard Corp.
06004	Bassick Div, Stewart-Warner Corp.
14351	Continental Motors Corp.
14959	Crane Co.
15434	Cummins Engine Co.
16764	Delco-Remy Div of General Motors Corp.
18265	Donaldson Co., Inc.
19220	Eberhard Mfg. Co.
19728	Prestolite Co., The
24455	General Electric Co. Lamp Div of Consumer Products Group
26901	Hallett Mfg. Co.
32637	Joy Mfg. Co.
44218	Norwalk Co., Inc.
57733	Stewart-Warner Corp.
61112	Turner Corp.
63686	Walworth Co.
70040	AC Spark Plug Div of General Motors Corp.
71951	Doray Lamp Co., Inc.
73273	Hose Accessories Co.
73370	Fram Corp.
74400	Hobbs, John W. Corp.
76700	Nelson Muffler Corp.
78124	Scale Homer T., Inc.

79260	Walker Mfg. Co.
80254	Avco/Lycoming Div, Williamsport Plant
80659	AC Spark Plug Div of General Motors Corp.
81321	Purolator Products, Inc.
81349	Military Specifications Promulgated By Standardization Div, Directorate of Logistic Services DSA
81895	Perfecting Service Co., Breco Div.
83179	Joy Mfg. Co.
84760	Standard Screw Co., Hartford Div.
92029	Auto-Ponents, Inc.
96452	American-Standard Controls Div of American Radiator and Standard Sanitary Corp.
96906	Military Standards Promulgated By Standardization Div, Directorate of Logistic Services DSA
99539	General Fire Extinguisher Corp.

8. Recommendations for Maintenance Manual Improvements

Report of errors, omissions, and recommendations for improving this publication by the individual user is encouraged. Reports should be submitted on DA Form 2028 (Recommended Changes to Publications) and forwarded direct to Commanding General, U.S. Army Mobility Equipment Command, ATTN: AMSME-MPP, 4300 Goodfellow Boulevard, St. Louis, Mo. 63120.

**SECTION II
PRESCRIBED LOAD ALLOWANCE**

(1) Federal stock	(2) Description useable on code	(3) Qty inc in unit pack	15-day or aint. alw			
			(A)	(B)	(C)	(D)
			1-5	6-20	21-50	51-100
	GROUP 01 - ENGINE 0100 - ENGINE ASSEMBLY					
2815-225-4784	GASKET SET			2	2	3
2815-722-6349	GASKET SET			2	2	3
	0106 - ENGINE LUBRICATION SYSTEM					
2940-074-8869	SEAL, OIL				2	2
2940-580-6283	FILTER ELEMENT		8	32	63	125
5330-718-7385	WASHER, NONMETALLIC			2	2	2
	GROUP 03 - FUEL SYSTEM 0301 - CARBURETOR, FUEL INJECTOR					
2910-870-9751	NOZZLE ASSEMBLY			2	3	5
	0302 - FUEL PUMP					
2815-225-4789	REPAIR KIT				2	2
	0304 - AIR CLEANER					
4720-225-4799	HOSE, RUBBER					2
	0306 - TANKS, LINES, FITTINGS, HEADERS					
2910-141-9758	CAP, FUEL TANK					2
	0309 - FUEL FILTERS					
2910-287-1912	CARTRIDGE, FILTER		2	7	13	25
5310-104-7758	WASHER, SPECIAL					2
5330-658-6193	GASKET: fuel filter head		2	7	13	25
5330-658-6193	GASKET: head to body		2	7	13	25
	0311 - ENGINE STARTING AIDS					
4730-980-2819	SLEEVE, TUBE					2
4730-985-0642	NUT, TUBE					2
	GROUP 05 - COOLING SYSTEM 0501 - RADIATOR, EVAPORATIVE COOLER, OR HEAT EXCHANGER					
2930-720-2677	CAP, RADIATOR					2
	0503 - WATER MANIFOLD, HEADERS, THERMOSTATS AND HOUSING GASKETS					
4720-225-4800	HOSE, RUBBER					2
4720-225-4801	HOSE, RUBBER					2
5330-835-3453	PACKING, PREFORMED					2
6620-560-1999	THERMOSTAT				2	2
	0505 - FAN ASSEMBLY					
3030-225-0144	BELT, FAN-SET				2	2
	GROUP 06 - ELECTRICAL SYSTEM (ENGINE AND VEHICULAR, ETC.)					
	0601 - GENERATOR, ALTERNATOR					
2920-391-2989	GENERATOR, ENGINE ACCESSORY					2
2920-606-4390	PARTS KIT			2	2	3
	0602 - GENERATOR REGULATOR (VOLTAGE)					
2920-640-7518	REGULATOR, ENGINE GENERATOR				2	2
	0603 - STARTING MOTOR					
2920-225-4824	STARTER					2
	0607 - INSTRUMENT OR ENGINE CONTROL PANEL					
5930-956-2484	SWITCH, TOGGLE					2
6240-019-0877	LAMP, INCANDESCENT					2
	0609 - LIGHTS					
5330-297-7106	PACKING, PREFORMED					2
6220-299-7425	LENS, CLEARANCE MARKER			2	2	3
6220-299-7426	LENS, CLEARANCE MARKER			2	2	3
6220-337-6471	STOPLIGHT, TAILLIGHT					2
6220-577-3434	LIGHT, MARKER, CLEARANCE				2	2
6220-577-3435	LIGHT, MARKER, CLEARANCE				2	2
6220-726-1916	LIGHT, MARKER, CLEARANCE				2	2
6220-727-3288	LIGHT, MARKER, CLEARANCE				2	2
6220-729-9296	LENS, CLEARANCE, MARKER				2	2
6220-731-5920	LAMP, SIGNAL					2

(1) Federal stock number	(2) Description useable on code	(3) Qty inc in unit pack	(4)			
			15-day org		int. alw	
			(A) 1-5	(B) 6-20	(C) 21-50	(D) 51-100
6220-752-5993	LENS, CLEARANCE, MARKER LIGHT				2	2
6240-877-3405	LAMP, SIGNAL 0612 — BATTERIES, STORAGE (WET OR DRY)					2
6140-136-1045	HOLDDOWN GROUP 18 — BODY, CAB, HOOD AND HULL 1808 — STOWAGE RACKS, BOXES, STRAPS, CARRYING CASES, CABLES REELS, HOSE REELS, ETC.					2
4820-225-4791	VALVE, SHUTOFF					2
4820-225-4792	VALVE, SERVICE					2
5325-136-4404	GROMMET					2
5325-854-7023	GROMMET, RUBBER GROUP 22 — BODY 22-BODY CHASSIS OR HULL, AND ACCESSORY ITEMS 2202-ACCESSORY ITEMS					2
9905-202-3639	REFLECTOR: amber			2	2	3
9905-205-2795	REFLECTOR: red GROUP 47 — GAGES 47-GAGES (NON-ELECTRICAL), WEIGHING AND MEASURING DEVICES 4703 — HOURMETER			2	2	3
2910-629-2264	PACKING, PREFORMED GROUP 50 — PNEUMATIC 50-PNEUMATIC EQUIPMENT 5006-LUBRICATION SYSTEM				2	2
2940-225-4834	ELEMENT KIT					2
4310-225-4797	PARTS KIT					2
4330-217-3588	FILTER ELEMENT		2	7	13	25
4940-705-2294	GASKET 5012 — THROTTLING DEVICES		2	7	13	25
2910-225-4830	SPRING					2
4310-225-4795	DIAPHRAGM, CONDUCTOR				2	2
4310-225-4796	DIAPHRAGM, PILOT GROUP 99 — PARTS 99-PARTS PECULIAR 9901-MULTI-LISTED PARTS					2
5330-760-6122	PACKING, PREFORMED			2	2	3
6240-019-0877	LAMP, INCANDESCENT		2	4	8	15

(1) SMR CODE INDEX NO.	(2) FEDERAL STOCK NUMBER	(3) DESCRIPTION REFERENCE NO. & MFR. CODE	(4) UNIT OF ISSUE	(5) QTY INC IN UNIT PACK	(6) QTY INC IN UNIT	(7) 15-DAY ORGANIZATIONAL MAINTENANCE ALW				(8) ILLUS- TRATION	
						(a)	(b)	(c)	(d)	(a)	(b)
						1-5	6-20	21-50	51-100	FIG NO.	ITEM NO.
		SECTION IV - REPAIR PARTS FOR ORGANIZATIONAL MAINTENANCE									
		GROUP 01 - ENGINE									
		0100 - ENGINE ASSEMBLY									
00001											
00002											
P 0 00003	2815-225-4784	GASKET SET: engine overhaul JD403U111 (14351) (Includes components of GASKET SET, Stock No. 2815-722-6349)	EA		1	*	2	2	3		
X1 0003A	2815-870-9536	GASKET: exhaust manifold flange JD403E200 (14351)	EA		1	SEE	GRP	0108			
X1 0003B		GASKET: oil cooler JD382L217 (14351)	EA		1	SEE	GRP	0106			
X1 0003C	2930-171-6575	GASKET: oil cooler elbow K600L206 (14351)	EA		2	SEE	GRP	0106			
X1 0003D	2815-507-2381	GASKET: oil filter H260B321 (14351)	EA		1	SEE	GRP	0106			
X1 0003E		GASKET: oil filter JD382L309 (14351)	EA		1	SEE	GRP	0106			
X1 0003F		GASKET: oil filter body W4E208 (14351)	EA		1	SEE	GRP	0106			
X1 0003G	2815-313-7645	GASKET: water inlet elbow H260K203 (14351)	EA		1	SEE	GRP	0503			
X1 0003H	2930-091-9078	GASKET: water pump H260K204 (14351)	EA		1	SEE	GRP	0504			
X1 0003I	2910-646-6816	SEAL, ADAPTER, FUEL INJECTOR PUMP X1583 (14351)	EA		1	SEE	GRP	0302			
X1 0003J	2910-895-9083	SEAL, PLAIN ENCASED: pump mtg X1587 (14351)	EA		1	SEE	GRP	0302			
P 0 00004	2815-722-6349	GASKET SET: valve grind JD403U113 (14351)	EA		1	*	2	2	3		
X1 0004A		GASKET SET: cylinder head cover J382A304 (14351)	EA		1	SEE	GRP	0105			

(1) SMR CODE INDEX NO.	(2) FEDERAL STOCK NUMBER	(3) DESCRIPTION REFERENCE NO. & MFR. CODE USABLE ON CODE	(4) UNIT OF ISSUE	(5) QTY INC IN UNIT PACK	(6) QTY INC IN UNIT	(7) 15-DAY ORGANIZATIONAL MAINTENANCE ALW				(8) ILLUS- TRATION	
						(a)	(b)	(c)	(d)	(a)	(b)
						1-5	6-20	21-50	51-100	FIG NO.	ITEM NO.
X1 0004B	5330-197-8116	GASKET: cylinder head cover stud XZ11A (14351)	EA		3	SEE	GRP	0105			
X1 0004C		GASKET: manifold J382E302 (14351)	EA		2	SEE	GRP	0108			
X1 0004D	2930-313-7646	GASKET: water outlet H260K209 (14351)	EA		1	SEE	GRP	0503			
00005		0101 - CRANKCASE, BLOCK, CYLINDER HEAD									
0 00006	5307-364-4945	STUD, PLAIN: cylinder head cover, center mtg	EA		1	*	*	*	*	1	3
0 00007	5307-741-3421	STUD, PLAIN: filter to block	EA		2	*	*	*	*		
X2 0 00008		STUD, PLAIN: generator bracket mtg 13XX19991 (14351)	EA		2						
0 00009	5307-637-7166	STUD, PLAIN: inlet elbow	EA		2	*	*	*	*		
0 00010	5307-268-5757	STUD, PLAIN: manifold, center mtg	EA		4	*	*	*	*	1	8
0 00011	5307-297-8313	STUD, PLAIN: manifold, center mtg	EA		5	*	*	*	*	1	7
0 00012	5307-637-7166	STUD, PLAIN: manifold, end mtg	EA		2	*	*	*	*	1	6
0 00013	5307-784-0015	STUD, PLAIN: primary filter bracket mtg	EA		4	*	*	*	*		
X2 0 00014		STUD, PLAIN: water pump mtg X4399 (14351)	EA		6						
X2 0 00015		SUPPORT ASSEMBLY: oil dipstick JD382L2250 (14351)	EA		1						
00016		0105 - VALVES, CAMSHAFTS, AND TIMING SYSTEM									
X2 0 00017		COVER, CYLINDER HEAD JD382A5010 (14351)	EA		1					2	3
X1 00018	5330-197-8116	GASKET: cylinder head cover stud XZ11A (14351) (Component of GASKET SET, Stock No. 2815-722-6349, See Group 0100)	EA		3					2	2

(1) SMR CODE INDEX NO.	(2) FEDERAL STOCK NUMBER	(3) DESCRIPTION REFERENCE NO. & MFR. CODE	(4) UNIT OF ISSUE	(5) QTY INC IN UNIT PACK	(6) QTY INC IN UNIT	(7) 15-DAY ORGANIZATIONAL MAINTENANCE ALW				(8) ILLUS- TRATION	
						(a)	(b)	(c)	(d)	(a)	(b)
						1-5	6-20	21-50	51-100	FIG NO.	ITEM NO.
X10 00019		GASKET SET: cylinder head cover J382A304 (14351) (Component of GASKET SET, Stock No. 2815-722-6349, See Group 0100)	EA		1					2	4
0 00020	5310-011-7062	NUT, PLAIN, HEXAGON: cylinder head cover	EA		3	*	*	*	*	2	1
X2 0 00021	2815-322-0550	SPACER, CYLINDER HEAD COVER H260A204 (14351)	EA		1					1	4
00022		0106 - ENGINE LUBRICATION SYSTEM									
0 00023	4730-778-7614	ADAPTER, STRAIGHT: cross to oil gage tube	EA		1	*	*	*	*	5	15
X2 0 00024		ADAPTER, STRAIGHT, PIPE TO TUBE: fuel pump adapter, oil line JD382L213 (14351)	EA		1					5	16
X2 0 00025		BASE, OIL FILTER JD382L601 (14351)	EA		1					3	6
X2 0 00026		BOLT, MACHINE: oil filter mtg 35965C (44218)	EA		5					5	21
X2 0 00027		BUSHING, PIPE: cross oil pressure switch X12166 (14351)	EA		2					5	14
X2 0 00028		BUSHING, PIPE: oil cooler hose to block, 3/4 to 1/2 in. X5162 (14351)	EA		1					4	3
P 0 00029	2805-274-3403	CAP, OIL FILLER D600L2270 (14351)	EA		1	*	*	*	*	5	4
X2 0 00030		CLAMP, HOSE X2377 (14351)	EA		4					4	16
X2 0 00031		CLIP X7502 (14351)	EA		1					4	6
X2 0 00032		COCK, DRAIN X1015 (14351)	EA		1					4	13
P 0 00033	2940-058-6551	COOLER, OIL JD382K315 (14351)	EA		1	*	*	*	*	4	10

(1) SMR CODE	(2) FEDERAL STOCK NUMBER	(3) DESCRIPTION		(4) UNIT OF ISSUE	(5) QTY INC IN UNIT PACK	(6) QTY INC IN UNIT	(7) 15-DAY ORGANIZATIONAL MAINTENANCE ALW				(8) ILLUS- TRATION	
							(a) 1-5	(b) 6-20	(c) 21-50	(d) 51-100	(a) FIG NO.	(b) ITEM NO.
X2 0 00034		CROSS, PIPE: 1/4 NPT, oil pressure switch 901109-2 (83179)	USABLE ON CODE	EA		1					5	13
X2 0 00035		ELBOW: oil cooler end JD382L308 (14351)		EA		2					4	7
X2 0 00036		ELBOW: oil cooler street 1/2-14 thd size, 45 deg. X12922 (14351)		EA		2					4	2
X2 0 00037		ELBOW, PIPE: oil cooler water hose to block street, 90 deg, 1/2-14 thd size X12875 (14351)		EA		1					4	4
X2 0 00038		ELBOW, PIPE: oil pan drain 901046-5 (83179)		EA		1					5	9
0 00039	4730-042-2916	ELBOW, PIPE: tube to injection pump drive		EA		1	*	*	*	*	5	20
X2 0 00040		FILTER, OIL FHB33PLMIL (73370)		EA		1					3	
X1 00041		ADAPTER, CENTER BOLT SEAL 104507 (73370)		EA		1					3	17
X1 00042		BODY ASSEMBLY, OIL FILTER 2107 (73370)		EA		1					3	13
X1 00043		BOLT AND VALVE BODY ASSEMBLY 121223 (73370)		EA		1					3	10
X2 0 00044		DYNA-SEAL, CENTER BOLT 100326 (73370)		EA		1					3	11
P 0 00045	2940-580-6283	FILTER ELEMENT, FLUID, PRESSURE MS35802-3 (96906)		EA		1	8	32	63	125	3	9
X1 00046		GASKET: oil filter JD382L309 (14351) (Component of GASKET SET, Stock No. 2815-225-4784, See Group 0100)		EA		1					3	7
X1 00047		PLUG, PIPE: oil filter body 109108 (73370)		EA		1					3	12
P 0 00048	5330-718-7385	WASHER, NONMETALLIC: body mtg 104503 (73370)		EA		1	*	2	2	2	3	8

(1) SMR CODE	(2) FEDERAL STOCK NUMBER	(3) DESCRIPTION		(4) UNIT OF ISSUE	(5) QTY INC IN UNIT PACK	(6) QTY INC IN UNIT	(7) 15-DAY ORGANIZATIONAL MAINTENANCE ALW				(8) ILLUS- TRATION	
							(a)	(b)	(c)	(d)	(a)	(b)
							1-5	6-20	21-50	51-100	FIG NO.	ITEM NO.
X1 00049			GASKET: oil cooler JD382L217 (14351) (Component of GASKET SET, Stock No. 2815-225-4784, See Group 0100)	EA		1					4	17
X1 00050	2930-171-6575		GASKET: oil cooler elbow K600L206 (14351) (Component of GASKET SET, Stock No. 2815-225-4784, See Group 0100)	EA		2					4	9
X1 00051	2815-507-2381		GASKET: oil filter H260B321 (14351) (Component of GASKET SET, Stock No. 2815-225-4784, See Group 0100)	EA		1					5	6
X1 00052			GASKET: oil filter body W4B108 (14351) (Component of GASKET SET, Stock No. 2815-225-4784, See Group 0100)	EA		1					3	21
P 0 00053	5330-190-4224		GASKET: pressure relief X365 (14351)	EA		1	*	*	*	*	3	2
P 0 00054	4720-018-2582		HOSE, SHORT OIL COOLER JD403K307 (14351)	EA		1	*	*	*	*	4	5
P 0 00055	4720-018-2580		HOSE, LONG OIL COOLER JD403K401 (14351)	EA		1	*	*	*	*	4	1
X2 0 00056			LID ASSEMBLY, OIL FILTER H206B3160 (14351)	EA		1					5	5
X2 0 00057			NIPPLE, OIL: block to cross injection pump drive 902466-2 (83179)	EA		1					5	8
X2 0 00058			NIPPLE, PIPE: oil cooler hose X12790 (14351)	EA		4					4	15
0 00059	5310-596-4989		NUT, PLAIN, HEXAGON: filter mtg	EA		1	*	*	*	*	3	27
0 00060	5310-596-4989		NUT, PLAIN, HEXAGON: oil cooler mtg	EA		4	*	*	*	*	4	11
0 00061	5310-012-4573		NUT, PLAIN, HEXAGON: oil filter mtg	EA		5	*	*	*	*	3	19
X2 0 00062	4730-203-3194		NUT, TUBE COUPLING: brass, 3/16 in. tube, 7/16-24 thd size X12481 (14351)	EA		2					5	18

(1) SMR CODE INDEX NO.	(2) FEDERAL STOCK NUMBER	(3) DESCRIPTION REFERENCE NO. & MFR. CODE USABLE ON CODE		(4) UNIT OF ISSUE	(5) QTY INC IN UNIT PACK	(6) QTY INC IN UNIT	(7) 15-DAY ORGANIZATIONAL MAINTENANCE ALW				(8) ILLUS- TRATION	
							(a)	(b)	(c)	(d)	(a) FIG NO.	(b) ITEM NO.
							1-5	6-20	21-50	51-100		
X2 0 00063	4730-289-5387	PLUG, MACHINE, THREAD: magnetic, oil filter drain 22RB221 (14351)		EA		1					3	23
X2 0 00064		PLUG, PIPE: oil cooler elbow X139A (14351)		EA		1					4	8
X2 0 00065		PLUG, PIPE: oil filter base X139A (14351)		EA		1					3	5
0 00066	4730-529-4964	PLUG, PIPE: oil filter base		EA		3	*	*	*	*	3	22
0 00067	4730-263-3124	PLUG, PIPE: oil pan drain		EA		1	*	*	*	*	5	10
X2 0 00068		PLUG, VALVE: pressure relief 41SL200 (14351)		EA		1					3	1
X2 0 00069		RING, RETAINING: center bolt 104695 (73370)		EA		1					3	18
P 0 00070	2940-074-8869	SEAL, OIL 104500 (73370)		EA		1	*	*	2	2	3	16
X2 0 00071		SPACER, RING: center bolt seal 104399 (73370)		EA		1					3	15
X1 00072		SPRING, CENTER BOLT 104398 (73370)		EA		1					3	14
P 0 00073	2815-212-2139	ROD ASSEMBLY, GAGE, OIL JS382L2240 (14351)		EA		1	*	*	*	*	5	11
X1 00074		COVER, OIL GAGE T427L208 (14351)		EA		1						
X1 00075		ROD, OIL GAGE JD382L224 (14351)		EA		1						
X2 0 00076	5330-292-8824	WASHER, NONMETALLIC: oil gage K404L210 (14351)		EA		1						
X2 0 00077		SCREW AND WASHERS: engine oil cooler cap mtg, 5/16-18 thd size, 1 in. lg X5954 (14351)		EA		4					4	14

(1) SMR CODE INDEX NO.	(2) FEDERAL STOCK NUMBER	(3) DESCRIPTION REFERENCE NO. & MFR. CODE	(4) UNIT OF ISSUE	(5) QTY INC IN UNIT PACK	(6) QTY INC IN UNIT	(7) 15-DAY ORGANIZATIONAL MAINTENANCE ALW				(8) ILLUS- TRATION	
						(a)	(b)	(c)	(d)	(a)	(b)
						1-5	6-20	21-50	51-100	FIG NO.	ITEM NO.
X2 0 00078		SCREW, CAP, HEXAGON HEAD: oil filter mtg X3056 (14351)	EA		1					5	2
X2 0 00079	2910-339-4873	SLEEVE, FLARED, TUBE FITTING X12480 (14351)	EA		2					5	17
P 0 00080	2815-018-2566	SPRING, PRESSURE RELIEF F600L221 (14351)	EA		1	*	*	*	*	3	3
0 00081	5307-424-3549	STUD: plain oil cooler mtg	EA		3	*	*	*	*	3	25
X2 0 00082		STUD, PLAIN: oil cooler mtg, 3/8-16 thd size, 1 5/8 in. lg X4697 (14351)	EA		1					3	24
P 0 00083	2815-018-2561	TUBE ASSEMBLY: counterweight idler, gear boss oil line JD382L3050 (14351)	EA		1	*	*	*	*		
P 0 00084	2815-018-2586	TUBE ASSEMBLY: oil crankcase to counterweight JD382L5020 (14351)	EA		1	*	*	*	*		
P 0 00085	4710-930-4769	TUBE ASSEMBLY, METAL: oil fuel pump drive JD382L212 (14351)	EA		1	*	*	*	*	5	19
P 0 00086	2805-535-3737	VALVE, OIL PRESSURE RELIEF 15SL211 (14351)	EA		1	*	*	*	*	3	4
X2 0 00087		WASHER, LOCK: filter mtg X203 (14351)	EA		1					3	26
X2 0 00088		WASHER, LOCK: oil filter mtg X270 (14351)	EA		5					3	20
X2 0 00089	5310-261-7340	WASHER, LOCK: oil filter mtg X203 (14351)	EA		4					4	12
X2 0 00090		WASHER, LOCK: oil filler plate mtg X14373 (14351)	EA		1					5	3
X2 0 00091		WASHER, SPECIAL: oil filler plate mtg X226 (14351)	EA		5					5	22

(1) SMR CODE INDEX NO.	(2) FEDERAL STOCK NUMBER	(3) DESCRIPTION REFERENCE NO. & MFR. CODE	(4) UNIT OF ISSUE	(5) QTY INC IN UNIT PACK	(6) QTY INC IN UNIT	(7) 15-DAY ORGANIZATIONAL MAINTENANCE ALW				(8) ILLUS- TRATION	
						(a)	(b)	(c)	(d)	(a)	(b)
						1-5	6-20	21-50	51-100	FIG NO.	ITEM NO.
00092		0108 - MANIFOLDS									
X2 0 00093	2815-710-7723	CLAMP, BRIDGE, MANIFOLD: manifold mtg H260E200 (14351)	EA		1					6	6
X2 0 00094		FLANGE, OUTLET: manifold JD403E300 (14351)	EA		1					13	2
X1 00095	2815-870-9536	GASKET: exhaust manifold flange JD403E200 (14351) (Component of GASKET SET, Stock No. 2815-225-4784, See Group 0100)	EA		1					13	1
X1 00096		GASKET: manifold J382E302 (14351) (Component of GASKET SET, Stock No. 2815-722-6349, See Group 0100)	EA		2					6	1
X2 0 00097		MANIFOLD, INTAKE AND EXHAUST JD382E500 (14351)	EA		1					6	3
0 00098	5310-637-0814	NUT, PLAIN, HEXAGON: flange mtg	EA		4	*	*	*	*	13	11
0 00099	5310-353-8927	NUT, PLAIN, HEXAGON: manifold mtg	EA		11	*	*	*	*	6	5
X2 0 00100	4730-278-3397	PLUG, PIPE: exhaust flange	EA		1					13	13
X2 0 00101		STUD, PLAIN: exhaust flange mtg X4466 (14351)	EA		4					6	2
X2 0 00102		WASHER: exhaust flange mtg X1481 (14351)	EA		4					13	12
X2 0 00103	5310-347-3787	WASHER, FLAT: manifold mtg X14307 (14351)	EA		2					6	10
X2 0 00104		WASHER, FLAT: manifold mtg X14264 (14351)	EA		5					6	4
00105		GROUP 03 - FUEL SYSTEM									
00106		0301 - CARBURETOR, FUEL INJECTOR									
X2 0 00107		BOLT, MACHINE: injector mtg X6561 (14351)	EA		8					8	8

(1) SMR CODE INDEX NO.	(2) FEDERAL STOCK NUMBER	(3) DESCRIPTION REFERENCE NO. & MFR. CODE USABLE ON CODE	(4) UNIT OF ISSUE	(5) QTY INC IN UNIT PACK	(6) QTY INC IN UNIT	(7) 15-DAY ORGANIZATIONAL MAINTENANCE ALW				(8) ILLUS- TRATION	
						(a)	(b)	(c)	(d)	(a)	(b)
						1-5	6-20	21-50	51-100	FIG NO.	ITEM NO.
P O R 00108	2910-870-9751	NOZZLE ASSEMBLY, HOLDER JD400F2000 (14351)	EA		4	*	2	3	5	8	10
X1 00109		HOLDER, FUEL INJECTION HD400F259 (14351)	EA		1						
X1 00110	2910-218-6579	TIP, NOZZLE INJECTION JD427F245 (14351)	EA		1						
X2 0 00111		WASHER, SPECIAL: injector mtg X202B (14351)	EA		8					8	9
00112		0302 - FUEL PUMPS									
X2 0 00113		NUT, PLAIN, HEXAGON: pump mtg X18433 (14351)	EA		2					8	17
P 0 00114	2815-225-4788	PUMP, FUEL DBGVC437-2AL (84760) (Includes components of REPAIR KIT, Stock No. 2815-225-4789)	EA		1	*	*	*	*	8	20
X2 0 00115	2910-787-6422	COVERPLATE ACCESS: timing window 10567 (84760)	EA		2						22
X2 0 00116		SCREW, MACHINE: timing window cover 10584 (84760)	EA		4						23
0 00117	5310-209-2249	WASHER, FLAT: copper, fuel line screw	EA		8	*	*	*	*	8	26
P 0 00118	2815-225-4789	REPAIR KIT, PUMP 16183 (84760)	EA		1	*	*	2	2		
X1 00119	2910-640-9399	GASKET: governor cover 12054 (84760)	EA		1						
X1 00120	2910-506-3975	GASKET: timing cover window 10574 (84760)	EA		2					8	21
X1 00121	2910-646-6816	SEAL, ADAPTER, FUEL INJECTOR PUMP X1583 (14351) (Component of GASKET SET, Stock No. 2815-225-4784, See Group 0100)	EA		1						

(1) SMR CODE	(2) FEDERAL STOCK NUMBER	(3) DESCRIPTION		(4) UNIT OF ISSUE	(5) QTY INC IN UNIT PACK	(6) QTY INC IN UNIT	(7) 15-DAY ORGANIZATIONAL MAINTENANCE ALW				(8) ILLUS- TRATION	
							(a)	(b)	(c)	(d)	(a)	(b)
							1-5	6-20	21-50	51-100	FIG NO.	ITEM NO.
X1 00122	2910-895-9083	SEAL, PLAIN ENCASED: pump mtg X1587 (14351) (Component of GASKET SET, Stock No. 2815-225-4784, See Group 0100)	REFERE NO. & MFR. CODE	EA		1					8	19
X2 0 00123	2910-791-8005	WASHER, SPECIAL: pump mtg HD400F299 (14351)		EA		2					8	13
00124		0304 - AIR CLEANER										
X2 0 00125		BRACKET, FILTER 1224227 (83179)		EA		1					7	20
X2 0 00126		CLAMP, HOSE 904696-36 (83179)		EA		2						21
X2 0 00127		CLAMP, HOSE: hose to flywheel housing 902905-15 (83179)		EA		1						1
X2 0 00128		FILTER, AIR 200668 (00736)		EA		1	SEE	GRP	9901			
X2 0 00129		BODY, AIR CLEANER 200668-156 (00736)		EA		1	SEE	GRP	9901		7	10
X2 0 00130		BOWL, AIR CLEANER 200146-860 (00736)		EA		1	SEE	GRP	9901		7	14
X2 0 00131		BRACKET: air cleaner mtg J350AA145 (00736)		EA		2	SEE	GRP	9901		7	23
P 0 00132	2940-225-4832	ELEMENT, AIR CLEANER 200146-07 (00736)		EA		1	SEE	GRP	9901		7	16
0 00133	5310-732-0558	NUT, PLAIN, HEXAGON: bracket retaining		EA		2	*	*	*	*	7	25
X2 0 00134		NUT, WING: louver plate mtg WCO40 (00736)		EA		1					7	15
P 0 00135	5330-760-6122	PACKING, PREFORMED: bowl to body 200146-207 (00736)		EA		1	SEE	GRP	9901		7	11
X2 0 00136		PLATE, LOUVER 200146-115 (00736)		EA		1	SEE	GRP	9901		7	13

(1) SMR CODE INDEX NO.	(2) FEDERAL STOCK NUMBER	(3) DESCRIPTION REFERENCE NO. & MFR. CODE USABLE ON CODE	(4) UNIT OF ISSUE	(5) QTY INC IN UNIT PACK	(6) QTY INC IN UNIT	(7) 15-DAY ORGANIZATIONAL MAINTENANCE ALW				(8) ILLUS- TRATION	
						(a)	(b)	(c)	(d)	(a)	(b)
						1-5	6-20	21-50	51-100	FIG NO.	ITEM NO.
X2 0 00137		PRE-CLEANER, AIR CLEANER 200863 (00736)	EA		1	SEE	GRP	9901		7	9
X2 0 00138		RETAINER, ELEMENT B19333-267 (00736)	EA		1	SEE	GRP	9901		7	12
X2 0 00139		SCREW, CAP, HEXAGON HEAD: bracket retaining 17240 (00736)	EA		2					7	22
X2 0 00140		WASHER, LOCK: bracket retaining 22703 (00736)	EA		2					7	24
P 0 00141	4720-225-4799	HOSE, RUBBER: air filter 519013-11 (83179)	EA		1	*	*	*	2	7	4
0 00142	5310-880-7744	NUT, PLAIN, HEXAGON: air cleaner mtg	EA		8	*	*	*	*	7	19
X2 0 00143		SCREW, CAP, HEXAGON HEAD: air cleaner to bracket 900037-12 (83179)	EA		8					7	17
0 00144	5305-269-3209	SCREW, CAP, HEXAGON HEAD: base to flywheel mtg	EA		1	*	*	*	*	7	2
X2 0 00145		WASHER, LOCK: air cleaner to bracket 905631-18 (83179)	EA		8					7	18
X2 0 00146		WASHER, LOCK: hose to flywheel housing 905631-23 (83179)	EA		1					7	3
00147		0306 - TANKS, LINES, FITTINGS, HEADERS									
0 00148	4730-895-9013	ADAPTER, STRAIGHT: fuel line to pump	EA		1	*	*	*	*	8	28
X2 0 00149		ANTI-SQUEEK: fuel tank mtg 1222879-6 (83179)	EA		1					9	6
X2 0 00150		ANTI-SQUEEK: fuel tank mtg 1222879-5 (83179)	EA		1					9	13
P 0 00151	2910-791-8007	CLAMP, INJECTION TUBE HD400F2160 (14351)	EA		1	*	*	*	*		

(1) SMR CODE INDEX NO.	(2) FEDERAL STOCK NUMBER	(3) DESCRIPTION REFERENCE NO. & MFR. CODE USABLE ON CODE		(4) UNIT OF ISSUE	(5) QTY INC IN UNIT PACK	(6) QTY INC IN UNIT	(7) 15-DAY ORGANIZATIONAL MAINTENANCE ALW				(8) ILLUS- TRATION	
							(a) 1-5	(b) 6-20	(c) 21-50	(d) 51-100	(a) FIG NO.	(b) ITEM NO.
X1 00152	2910-791-8015	CLAMP, INJECTION TUBE HD260F247 (14351)		EA		1					8	6
X1 00153		CLAMP, TUBING HD260F248 (14351)		EA		3					8	4
X2 0 00154		SCREW, ROUND HEAD: fuel line clamp X6521 (14351)		EA		2					8	2
0 00155	5310-582-5965	WASHER, LOCK: fuel line clamp		EA		2	*	*	*	*	8	3
F 0 00156	4820-865-6946	COCK, SHUT-OFF, SCREW STEM: fuel tank 906037-12 (83179)		EA		2	*	*	*	*	9	11
X2 0 00157		ELBOW, PIPE: fuel tank to line 901773-8 (83179)		EA		2					9	15
X2 0 00158	4730-639-9676	ELBOW, PIPE TO TUBE: fuel filter X12016 (14351)		EA		2					10	11
X2 0 00159		ELBOW, PIPE TO TUBE: fuel tank return line 901773-4 (83179)		EA		1					9	8
X2 0 00160		ELBOW, STREET: fuel tank drain pipe, 3/8-18 thd size 901046-2 (83179)		EA		3					9	12
X2 0 00161	4730-446-5838	ELBOW, TUBE: fuel filter X12478 (14351)		EA		2					8	14
X2 0 00162		NIPPLE, PIPE: fuel tank drain, 3/8-18 thd size, 7 in. lg 902466-56 (83179)		EA		1					9	10
X2 0 00163		NIPPLE, PIPE: fuel tank to fitter line, 3/8-18 thd size, 3 in. lg 902466-218 (83179)		EA		1					9	18
X2 0 00164		NUT, ELASTIC, STOP: fuel tank mtg, 3/8-16 thd size 900490-75 (83179)		EA		4					9	1
X2 0 00165	4730-203-3194	NUT, TUBE COUPLING: fuel line X12481 (14351)		EA		8					8	12
0 00166	4730-042-8988	PLUG, PIPE: fuel tank top		EA		1	*	*	*	*	9	21

(1) SMR CODE INDEX NO.	(2) FEDERAL STOCK NUMBER	(3) DESCRIPTION REFERENCE NO. & MFR. CODE	(4) UNIT OF ISSUE	(5) QTY INC IN UNIT PACK	(6) QTY INC IN UNIT	(7) 15-DAY ORGANIZATIONAL MAINTENANCE ALW				(8) ILLUS- TRATION	
						(a)	(b)	(c)	(d)	(a)	(b)
						1-5	6-20	21-50	51-100	FIG NO.	ITEM NO.
X2 0 00167	2910-339-4873	SLEEVE, FLARED, TUBE: fuel return line X12480 (14351)	EA		8					8	13
X2 0 00168		SPACER, LOWER: fuel tank 1224264 (83179)	EA		1					9	22
X2 0 00169		SPACER, UPPER: fuel tank 1224263 (83179)	EA		1					9	20
X2 0 00170		STRAP: fuel line retaining 222487 (83179)	EA		12					9	17
X2 0 00171		STRAP, LOWER: fuel tank mtg 1224262 (83179)	EA		1					9	14
X2 0 00172	2910-835-4539	STRAP, UPPER: fuel tank mtg 1224261 (83179)	EA		1					9	7
P 0 00173	2910-198-5824	TANK, FUEL 519023-8 (83179)	EA		1	*	*	*	*	9	19
P 0 00174	2910-141-9758	CAP, FUEL TANK MS35645-1 (96906)	EA		1	*	*	*	2	9	4
X2 0 00175		TUBE, FILLER: fuel tank MS90908 (96906)	EA		1					9	5
X2 0 00176	2815-765-2457	TEE, FUEL RETURN LINES X12479 (14351)	EA		3					8	27
0 00177	4730-263-2733	TEE, PIPE: fuel return	EA		1	*	*	*	*	8	15
X2 0 00178		TUBE ASSEMBLY: filter to filter JD382F3190 (14351)	EA		1					11	5
X2 0 00179		NUT X12633 (14351)	EA		2						
X2 0 00180		TUBE, COPPER (12 in. required) JD382F319 (14351)	EA		1						
X2 0 00181		TUBE ASSEMBLY: filter to pump JD382F3180 (14351)	EA		1					10	10

(1) SMR CODE INDEX NO.	(2) FEDERAL STOCK NUMBER	(3) DESCRIPTION REFERENCE NO. & MFR. CODE USABLE ON CODE		(4) UNIT OF ISSUE	(5) QTY INC IN UNIT PACK	(6) QTY INC IN UNIT	(7) 15-DAY ORGANIZATIONAL MAINTENANCE ALW				(8) ILLUS- TRATION	
							(a)	(b)	(c)	(d)	(a)	(b)
							1-5	6-20	21-50	51-100	FIG NO.	ITEM NO.
X2 0 00182		NUT X12633 (14351)		EA		2						
X2 0 00183		TUBE, COPPER (14 in. required) JD382F318 (14351)		EA		1						
P 0 00184	2910-055-7398	TUBE ASSEMBLY: fuel line No. 1 JD400F5001 (14351)		EA		1	*	*	*	*	8	25
X1 00185		CONNECTOR, PUMP JD400F205 (14351)		EA		1						
X1 00186	4730-595-4924	NUT, TUBE, COUPLING X12394 (14351)		EA		1						
X1 00187	4730-052-9877	SLEEVE, CLINCH, TUBE X12381 (14351)		EA		1						
X1 00188		TUBE JD400F500 (14351)		EA		1						
P 0 00189	2910-055-7395	TUBE ASSEMBLY: fuel line No. 2 JD400F5011 (14351)		EA		1	*	*	*	*	8	1
X1 00190		END, CONNECTOR PUMP HD400F205 (14351)		EA		1						
X1 00191	4730-595-4924	NUT, TUBE COUPLING X12394 (14351)		EA		1						
X1 00192	4730-052-9877	SLEEVE, CLINCH, TUBE X12381 (14351)		EA		1						
X1 00193		TUBE JD400F501 (14351)		EA		1						
P 0 00194	2910-055-7396	TUBE ASSEMBLY: fuel line No. 3 JD400F5021 (14351)		EA		1	*	*	*	*	8	5
X1 00195		END, CONNECTOR PUMP HD400F205 (14351)		EA		1						
X1 00196	4730-595-4924	NUT, TUBE X12394 (14351)		EA		1						

(1) SMR CODE	(2) FEDERAL STOCK NUMBER	(3) DESCRIPTION	(4) UNIT OF ISSUE	(5) QTY INC IN UNIT PACK	(6) QTY INC IN UNIT	(7) 15-DAY ORGANIZATIONAL MAINTENANCE ALW				(8) ILLUS- TRATION	
						(a)	(b)	(c)	(d)	(a)	(b)
						1-5	6-20	21-50	51-100	FIG NO.	ITEM NO.
X1 00197	4730-052-9877	SLEEVE, CLINCH, TUBE X12381 (14351)	EA		1						
X1 00198		TUBE JD400F502 (14351)	EA		1						
P 0 00199	2910-055-7397	TUBE ASSEMBLY: fuel line No. 4 JD400F5031 (14351)	EA		1	*	*	*	*	8	7
X1 00200		END, CONNECTOR PUMP HD400F205 (14351)	EA		1						
X1 00201	4730-595-4924	NUT, TUBE X12394 (14351)	EA		1						
X1 00202		SLEEVE, CLINCH, TUBE X12381 (14351)	EA		1						
X1 00203		TUBE JD400F503 (14351)	EA		1						
X2 0 00204		TUBE ASSEMBLY: fuel tank to filter 3223651-16 (83179)	EA		1					9	16
X2 0 00205		NUT, SHORT 904776-5 (83179)	EA		2						
X2 00206		TUBE, COPPER (6 ft. 8 in. required) 1223651-16 (83179)	EA		1						
X2 0 00207		TUBE ASSEMBLY: fuel tank to pump return 3223651-17 (83179)	EA		1					9	9
X1 00208		NUT, SHORT 904776-3 (83179)	EA		2						
X1 00209		TUBING 1223651-17 (83179)	EA		1						
X2 0 00210		TUBE, COPPER: fuel return JD403F401 (14351)	EA		1					8	11
X2 0 00211		TUBE, COPPER: (4 in. required for each tube) JD403F222 (14351)	EA		2					8	24

(1) SMR CODE INDEX NO.	(2) FEDERAL STOCK NUMBER	(3) DESCRIPTION REFERENCE NO. & MFR. CODE USABLE ON CODE		(4) UNIT OF ISSUE	(5) QTY INC IN UNIT PACK	(6) QTY INC IN UNIT	(7) 15-DAY ORGANIZATIONAL MAINTENANCE ALW				(8) ILLUS- TRATION	
							(a)	(b)	(c)	(d)	(a)	(b)
							1-5	6-20	21-50	51-100	FIG NO.	ITEM NO.
X2 0 00212		TUBE, COPPER JD403F223 (14351)		EA		1					8	29
X2 0 00213	4730-231-5632	UNION, HALF: fuel pump to filter 901763-3 (83179)		EA		1					8	16
0 00214	5310-990-2714	WASHER, LOCK: fuel tank mtg 905631-20 (83179)		EA		4	*	*	*	*	9	2
00215		0309 - FUEL FILTERS										
X2 0 00216		BRACKET, FUEL FILTER: primary JD382F316 (14351)		EA		1					11	3
X2 0 00217		BRACKET: secondary filter mtg GD157F329 (14351)		EA		1					10	5
X2 0 00218		FILTER ASSEMBLY, FUEL: secondary 16527 (73370)		EA		1					10	
X1 00219	2910-795-9531	BODY, FILTER, FLUID PRESSURE 7765 (73370)		EA		1					10	14
X2 0 00220	2910-861-6890	BOLT, FILTER HEAD 104071 (73370)		EA		1					10	7
P 0 00221	2910-287-1912	CARTRIDGE, FILTER C1126PL (73370)		EA		1	2	7	13	25	10	13
X1 00222	2910-830-0154	COVER, FUEL FILTER 101488 (73370)		EA		1					10	9
P 0 00223	5330-658-6193	GASKET: fuel filter head 101489 (73370)		EA		1	2	7	13	25	10	12
X2 0 00224	5325-779-9176	GROMMET, RUBBER 100918 (73370)		EA		1						
X1 00225	2910-767-7870	PLATE, ELEMENT SEALING 101493 (73370)		EA		1						
0 00226	4730-537-1192	PLUG, PIPE: air bleed		EA		1	*	*	*	*	10	6

(1) SMR CODE INDEX NO.	(2) FEDERAL STOCK NUMBER	(3) DESCRIPTI REFERENCE NO. & MFR. CODE USABLE ON CODE		(4) UNIT OF ISSUE	(5) QTY INC IN UNIT PACK	(6) QTY INC IN UNIT	(7) 15-DAY ORGANIZATIONAL MAINTENANCE ALW				(8) ILLUS- TRATION	
							(a) 1-5	(b) 6-20	(c) 21-50	(d) 51-100	(a) FIG NO.	(b) ITEM NO.
0 00227	4730-287-3281	PLUG, PIPE: filter drain		EA		1	*	*	*	*	10	15
X1 00228	5340-784-0042	RING, RETAINING 103629 (73370)		EA		1						
X1 00229		SPRING 132288 (73370)		EA		1						
X2 0 00230	5310-595-6398	WASHER, FLAT: head belt 101487 (73370)		EA		1					10	8
X1 00231	5310-417-8620	WASHER, SHOULDERED 10776 (73370)		EA		1						
X2 0 00232		FILTER, FUEL: primary 16594 (73370)		EA		1					11	
X2 0 00233		BODY ASSEMBLY: fuel filter 9344 (73370)		EA		1					11	9
X2 0 00234	2910-788-7430	COCK DRAIN: fuel filter; primary 106498 (73370)		EA		1					11	10
X1 00235	2910-971-1467	COVER, FUEL FILTER: primary 102259 (73370)		EA		1					11	6
P 0 00236	4330-277-3288	FILTER ELEMENT, FLUID PRESSURE 35070 (73370)		EA		1	*	*	*	*	11	12
P 0 00237	5330-658-6193	GASKET: head to body, fuel filter 101489 (73370)		EA		1	2	7	13	25	11	15
X2 0 00238	2910-036-3612	NUT, ELEMENT: fuel filter primary 35066 (73370)		EA		1					11	11
X1 00239	5310-784-0033	NUT, PLAIN: cap 102458 (73370)		EA		1						
X2 0 00240		NUT, PLAIN, HEXAGON: element stud lock 10509 (73370)		EA		1					11	14
0 00241	5307-784-0699	STUD, PLAIN: body mtg		EA		1	*	*	*	*	11	13

(1) SMR CODE INDEX NO.	(2) FEDERAL STOCK NUMBER	(3) DESCRIPTION REFERENCE NO. & MFR. CODE USABLE ON CODE	(4) UNIT OF ISSUE	(5) QTY INC IN UNIT PACK	(6) QTY INC IN UNIT	(7) 15-DAY ORGANIZATIONAL MAINTENANCE ALW				(8) ILLUS- TRATION	
						(a)	(b)	(c)	(d)	(a)	(b)
						1-5	6-20	21-50	51-100	FIG NO.	ITEM NO.
X1 00242	5310-639-6385	WASHER, FLAT: body mtg 10028 (73370)	EA		1						
0 00243	5310-596-4989	NUT, PLAIN, HEXAGON: bracket to block	EA		2	*	*	*	*	10	4
X2 0 00244		NUT, PLAIN, HEXAGON: fuel filter bracket X18001 (14351)	EA		4					11	1
X2 0 00245		SCREW, ASSEMBLED, WASHER: filter mtg X2977 (14351)	EA		4						
X1 00246		SCREW, CAP, HEXAGON HEAD: filter to bracket	EA		4					10	1
X1 00247	5310-261-7340	WASHER, LOCK: filter to bracket	EA		4					10	2
X2 0 00248		SCREW, ASSEMBLED WASHER: filter to bracket X2977 (14351)	EA		4						
X1 00249		SCREW, CAP, HEXAGON HEAD: filter to bracket X2977 (14351)	EA		4					11	17
X1 00250		WASHER, LOCK: filter to bracket X2977 (14351)	EA		4					11	16
0 00251	5310-261-7340	WASHER, LOCK: bracket to block	EA		2	*	*	*	*	10	3
P 0 00252	5310-104-7758	WASHER, SPECIAL: fuel filter bracket	EA		4	*	*	*	2	11	2
00253		0311 - ENGINE STARTING AIDS									
X2 0 00254		BUSHING, REDUCER: primary line 3/8-18 thd size, 1/8-27 thd size 901160-1 (83179)	EA		1					6	7
X2 0 00255	2990-901-1307	CLAMP ASSEMBLY: ether container LP1058 (61112)	EA		1					12	1

(1) SMR CODE <hr/> INDEX NO.	(2) FEDERAL STOCK NUMBER	(3) DESCRIPTION REFERENCE NO. & MFR. CODE USABLE ON CODE		(4) UNIT OF ISSUE	(5) QTY INC IN UNIT PACK	(6) QTY INC IN UNIT	(7) 15-DAY ORGANIZATIONAL MAINTENANCE ALW				(8) ILLUS- TRATION	
							(a) 1-5	(b) 6-20	(c) 21-50	(d) 51-100	(a) FIG NO.	(b) ITEM NO.
X2 0 00256		CLIP, TUBE 902906-2 (83179)		EA		1					12	5
0 00257	4730-639-9676	ELBOW, PIPE TO TUBE		EA		1	*	*	*	*	11	4
X2 0 00258		ELBOW, PIPE TO TUBE: valve to tube, 1/8 pipe, 1/8 tube 906255-22 (83179)		EA		1					12	6
X2 0 00259		FITTING, MANIFOLD: primer tube, 1/8 pipe, 1/8 tube LP2377 (61112)		EA		1					6	8
0 00260	4730-625-2531	NIPPLE, PIPE: primer to filter		EA		1	*	*	*	*	11	7
0 00261	5310-934-9758	NUT, PLAIN, HEXAGON: valve to clamp mtg		EA		4	*	*	*	*	12	8
P 0 00262	2910-058-6562	PUMP, FUEL PRIMER HD400F406 (14351)		EA		1	*	*	*	*	11	8
X2 0 00263		SCREW, CAP, HEXAGON HEAD: clip mtg MS35291-58 (96906)		EA		1					12	3
0 00264	5305-984-6210	SCREW, MACHINE: valve and clamp mtg		EA		4	*	*	*	*	12	2
M 0 00265		TUBE ASSEMBLY: valve to manifold 218573 (32537) MANUFACTURE FROM:		EA		1					6	9
P 0 00266	4730-985-0642	NUT, TUBE 906248-4 (83179)		EA		2	*	*	*	2		
P 0 00267	4730-980-2819	SLEEVE, TUBE 906247-4 (83179)		EA		2	*	*	*	2		
P 0 00268	4710-277-7581	TUBE, COPPER (4 ft. 4 in. required)		FT		SEE	GRP	9501				
X2 0 00269	2990-901-1292	VALVE ASSEMBLY, PRIMER LP1214-3 (61112)		EA		1					12	7

(1) SMR CODE	(2) FEDERAL STOCK NUMBER	(3) DESCRIPTION		(4) UNIT OF ISSUE	(5) QTY INC IN UNIT PACK	(6) QTY INC IN UNIT	(7) 15-DAY ORGANIZATIONAL MAINTENANCE ALW				(8) ILLUS- TRATION	
							(a) 1-5	(b) 6-20	(c) 21-50	(d) 51-100	(a)	(b)
											FIG NO.	ITEM NO.
X2 0 00270		WASHER, LOCK: valve to clamp mtg 905631-8 (83179)	USABLE ON CODE	EA		4					12	9
0 00271	5310-017-8378	WASHER, LOCK: clip mtg, 3/8 in. split		EA		1	*	*	*	*	12	4
00272		0312 - ACCELERATOR, THROTTLE OR CHOKE CONTROLS										
X2 0 00273	3040-978-2983	BALL JOINT: engine throttle link A221376 (83179)		EA		1	SEE	GRP	9901		36	34
X2 0 00274	2910-306-1217	BALL JOINT: engine throttle link A221898 (83179)		EA		1	SEE	GRP	9901		36	7
X2 0 00275		LINK, THROTTLE: 12 in. lg 1224253 (83179)		EA		1					36	32
X2 0 00276		NUT, JAM: engine throttle link lh, 1/4-28 thd size 900214-21 (83179)		EA		1					36	31
0 00277	5310-616-1418	NUT, PLAIN, HEXAGON: engine throttle link		EA		1	*	*	*	*	36	33
00278		GROUP 04 - EXHAUST SYSTEM										
00279		0401 - MUFFLER AND PIPES										
X2 0 00280		BOLT, CARRIAGE: muffler clamp 1/4-20 thd size, 2 in. lg STD1646 (80254)		EA		1					13	5
X2 0 00281		BOLT, CARRIAGE: rain cap 1/4-20 thd size, 1 1/2 in. lg STD1416 (80254)		EA		1					13	8
P 0 00282	4310-929-6716	CAP, RAIN: muffler 519244-2 (83179)		EA		1	*	*	*	*	13	7
X2 0 00283	2530-546-2274	CLAMP: muffler to pipe 6625 (79260)		EA		1					13	4
P 0 00284	2990-225-4838	MUFFLER T8813 (76700)		EA		1	*	*	*	*	13	6

(1) SMR CODE INDEX NO.	(2) FEDERAL STOCK NUMBER	(3) DESCRIPTION REFERENCE NO. & MFR. CODE USABLE ON CODE		(4) UNIT OF ISSUE	(5) QTY INC IN UNIT PACK	(6) QTY INC IN UNIT	(7) 15-DAY ORGANIZATIONAL MAINTENANCE ALW				(8) ILLUS- TRATION	
							(a) 1-5	(b) 6-20	(c) 21-50	(d) 51-100	(a) FIG NO.	(b) ITEM NO.
0 00285	5310-761-6882	NUT, PLAIN, HEXAGON: clamp		EA		1	*	*	*	*	13	10
0 00286	5310-207-9071	NUT, SELF-LOCKING: rain cap		EA		1	*	*	*	*	13	9
P 0 00287	2990-118-1621	PIPE, EXHAUST 1224269 (83179)		EA		1	*	*	*	*	13	3
00288		GROUP 05 - COOLING SYSTEM										
00289		0501 - RADIATOR, EVAPORATIVE COOLER, OR HEAT EXCHANGER										
0 00290	5306-225-8502	BOLT, MACHINE: grille mtg MS90725-38 (96906)		EA		6	*	*	*	*	25	19
P 0 00291	2930-720-2677	CAP, RADIATOR MS35840-1 (96906)		EA		1	*	*	*	2	14	1
X2 0 00292		GRILLE, RADIATOR 1224312 (83179)		EA		1					25	20
X2 0 00293		WASHER, LOCK: grille mtg 905631-18 (83179)		EA		6					25	16
00294		0503 - WATER MANIFOLD, HEADERS, THERMOSTATS AND HOUSING GASKETS										
X2 0 00295		BUSHING, PIPE: water temperature switch X12166 (14351)		EA		1					1	1
X2 0 00296		CAP, PIPE: radiator drain, 3/8-18 thd size 901190-3 (83179)		EA		1					14	8
X2 0 00297		CLAMP, HOSE 904696-36 (83179)		EA		2					15	1
X2 0 00298	4730-989-1830	CLAMP, HOSE 904696-28 (83179)		EA		2					15	10
X2 0 00299		CLAMP, RADIATOR: drain tube 905299-26 (83179)		EA		1					14	9

(1) SMR CODE	(2) FEDERAL STOCK NUMBER	(3) DESCRIPTION	(4) UNIT OF ISSUE	(5) QTY INC IN UNIT PACK	(6) QTY INC IN UNIT	(7) 15-DAY ORGANIZATIONAL MAINTENANCE ALW				(8) ILLUS- TRATION	
						(a)	(b)	(c)	(d)	(a)	(b)
						1-5	6-20	21-50	51-100	FIG NO.	ITEM NO.
X2 0 00300	4820-174-0339	COCK, DRAIN: block, 3/8-18 thd size, X1017 (14351)	EA		1						
X2 0 00301		ELBOW, INLET JD382K402 (14351)	EA		1					15	12
X2 0 00302		ELBOW, OUTLET JD403K309 (14351)	EA		1					15	5
X2 0 00303		ELBOW, PIPE: radiator drain 901023-3 (83179)	EA		1					14	6
X1 00304	2815-313-7645	GASKET: water inlet elbow H260K203 (14351) (Component of GASKET SET, Stock No. 2815-225-4784, See Group 0100)	EA		1					15	13
X1 00305	2930-313-7646	GASKET: water outlet H260K209 (14351) (Component of GASKET SET, Stock No. 2815-722-6349, See Group 0100)	EA		1					15	6
P 0 00306	4720-225-4800	HOSE, RUBBER: radiator 519121-8 (83179)	EA		1	*	*	*	2	15	2
P 0 00307	4720-225-4801	HOSE, RUBBER: radiator 519121-7 (83179)	EA		1	*	*	*	2	15	9
X2 0 00308		NIPPLE, PIPE: radiator drain, 3/8-18 thd size, 10 in. lg 902466-273 (83179)	EA		1					14	5
X2 0 00309		NIPPLE, PIPE: radiator drain, 3/8-18 thd size, 6 in. lg 902466-201 (83179)	EA		1					14	7
X2 0 00310		NUT, PLAIN, HEXAGON: drain tube clamp 900160-2 (83179)	EA		1					14	2
X2 0 00311	5310-596-4989	NUT, PLAIN, HEXAGON: outlet elbow mtg X1802G (14351)	EA		2					15	11
P 0 00312	5330-835-3453	PACKING, PREFORMED: rubber, thermostat mtg, 1 3/4 in. id, 2 1/8 in. od, 3/16 in. thk	EA		1	*	*	*	2	15	7
X2 0 00313		SCREW AND WASHER ASSEMBLY: thermostat housing mtg, 3/8-16 thd size, 1 3/4 in. lg X2947 (14351)	EA		3						

(1) SMR CODE INDEX NO.	(2) FEDERAL STOCK NUMBER	(3) DESCRIPTION REFERENCE NO. & MFR. CODE USABLE ON CODE		(4) UNIT OF ISSUE	(5) QTY INC IN UNIT PACK	(6) QTY INC IN UNIT	(7) 15-DAY ORGANIZATIONAL MAINTENANCE ALW				(8) ILLUS- TRATION	
							(a)	(b)	(c)	(d)	(a)	(b)
							1-5	6-20	21-50	51-100	FIG NO.	ITEM NO.
X1 00314		SCREW, CAP, HEXAGON HEAD: water outlet elbow mtg, 3/8-16 thd size 1 3/4 in. lg X2947 (14351)		EA		3					15	3
X1 00315	5310-261-7340	WASHER, LOCK: outlet elbow mtg X203 (14351)		EA		3					15	4
0 00316	5305-225-3839	SCREW, CAP, HEXAGON HEAD: drain tube clamp MS90725-8 (96906)		EA		1	*	*	*	*	14	10
X2 0 00317		SPACER, RADIATOR DRAIN 1224315 (83179)		EA		1					14	4
P 0 00318	6620-560-1999	THERMOSTAT, FLOW, CONTROL RD6K3190 (14351)		EA		1	*	*	2	2	15	8
0 00319	5310-582-5965	WASHER, LOCK: drain tube clamp MS35338-44 (96906)		EA		1	*	*	*	*	14	3
0 00320	5310-261-7340	WASHER, LOCK: inlet elbow mtg		EA		2	*	*	*	*	15	4
00321		0504 - WATER PUMP										
X1 00322	2930-091-9078	GASKET: water pump H26OK204 (14351) (Component of GASKET SET, Stock No. 2815-225-4784, See Group 0100)		EA		1					16	10
0 00323	5310-616-1330	NUT, PLAIN, HEXAGON: pump mtg		EA		6	*	*	*	*	16	12
0 00324	5310-582-5965	WASHER, LOCK: water pump mtg MS35338-44 (96906)		EA		6	*	*	*	*	16	11
00325		0505 - FAN ASSEMBLY										
P 0 00326	3030-225-0144	BELT, FAN-SET (2) X27006-510 (14351)		EA		1	*	*	2	2	17	8
0 00327	5306-225-8497	BOLT, MACHINE: fan guard mtg		EA		8	*	*	*	*	16	4
X2 0 00328		BOLT, MACHINE: fan mtg 901858-22 (83179)		EA		4					16	6

(1) SMR CODE INDEX NO.	(2) FEDERAL STOCK NUMBER	(3) DESCRIPTION REFERENCE NO. & MFR. CODE USABLE ON CODE		(4) UNIT OF ISSUE	(5) QTY INC IN UNIT PACK	(6) QTY INC IN UNIT	(7) 15-DAY ORGANIZATIONAL MAINTENANCE ALW				(8) ILLUS- TRATION	
							(a)	(b)	(c)	(d)	(a)	(b)
							1-5	6-20	21-50	51-100	FIG NO.	ITEM NO.
P 0 00329	2930-198-5792	FAN, RADIATOR 519162-5 (83179)		EA		1	*	*	*	*	16	8
X2 0 00330		GUARD, FAN: lh 1224265 (83179)		EA		1					16	5
X2 0 00331		GUARD, FAN: rh 1224293 (83179)		EA		1					16	1
0 00332	5310-880-7744	NUT, PLAIN, HEXAGON: fan guard mtg		EA		2	*	*	*	*	16	2
X2 0 00333		SPACER, FAN 1224311 (83179)		EA		1					16	9
0 00334	5310-407-9566	WASHER, LOCK: fan mtg		EA		4	*	*	*	*	16	7
0 00335	5310-407-9566	WASHER, LOCK: guard mtg		EA		2	*	*	*	*	16	3
X2 0 00336		WASHER, LOCK: guard mtg 905631-18 (83179)		EA		6					16	13
00337		GROUP 06 - ELECTRICAL SYSTEM (ENGINE AND VEHICULAR, ETC)										
00338		0601 - GENERATOR, ALTERNATOR										
X2 0 00339		BRACKET, GENERATOR MOUNTING JD382M322 (14351)		EA		1					17	19
X2 0 00340		FAN, GENERATOR JD403M311 (14351)		EA		1					17	12
P O R 00341	2920-391-2989	GENERATOR, ENGINE ACCESSORY (Includes Components of PARTS KIT, Stock No. 2920-606-4390) MS13823-1 (96906)		EA		1	*	*	*	2	17	14
X1 00342		BAND, GENERATOR GHS24 (19728)		EA		1					17	18
X1 00343	5315-616-5526	KEY, WOODRUFF: pulley mtg X260 (19728)		EA		1					17	13

(1) SMR CODE INDEX NO.	(2) FEDERAL STOCK NUMBER	(3) DESCRIPTION REFERENCE NO. & MFR. CODE	(4) UNIT OF ISSUE	(5) QTY INC IN UNIT PACK	(6) QTY INC IN UNIT	(7) 15-DAY ORGANIZATIONAL MAINTENANCE ALW				(8) ILLUS- TRATION	
						(a)	(b)	(c)	(d)	(a)	(b)
						1-5	6-20	21-50	51-100	FIG NO.	ITEM NO.
X1 00344		NUT, PLAIN, HEXAGON: armature shaft, 1/2-20 thd size P35-357P (19728)	EA		1					17	9
X1 00345		SCREW, MACHINE: brush holder 19X305 (19728)	EA		2					17	15
X2 0 00346		WASHER, FLAT: pulley mtg GHS18 (19728)	EA		1					17	10
X1 00347	5310-045-3299	WASHER, LOCK: elbow and brush mtg MS35338-42 (96906)	EA		6					17	16
0 00348	5310-768-0318	NUT, PLAIN, HEXAGON: bracket mtg	EA		2	*	*	*	*	17	22
X2 0 00349		NUT, PLAIN, HEXAGON: generator mtg 13XX1803H (14351)	EA		2					17	20
P 0 00350	2920-606-4390	PARTS KIT GENERATOR GHS6002TS18 (19728)	EA		1	*	2	2	3		
X1 00351		BRUSH, ELECTRICAL CONTACT GHS2012S (19728)	EA		1					17	17
X1 00352		SPRING, HELICAL, TORSION: brush GHS17 (19728)	EA		1						
X2 0 00353		PULLEY, GENERATOR DRIVE SD802M324 (14351)	EA		1					17	11
X2 0 00354		SCREW, CAP, HEXAGON HEAD: generator adjusting 13XX3942 (14351)	EA		1					17	3
X2 0 00355		SCREW, CAP, HEXAGON HEAD: generator adjusting strap 13XX3063 (14351)	EA		1					17	7
X2 0 00356		SCREW, CAP, HEXAGON HEAD: generator mtg 13XX3368 (14351)	EA		2					17	1
X2 0 00357	2805-329-2571	SEAT, NUT ADJUSTABLE BRACKET F400M207 (14351)	EA		1					17	5
X2 0 00358		SPACER, FAN JD403M203 (14351)	EA		1						

(1) SMR CODE INDEX NO.	(2) FEDERAL STOCK NUMBER	(3) DESCRIPTION REFERENCE NO. & MFR. CODE USABLE ON CODE		(4) UNIT OF ISSUE	(5) QTY INC IN UNIT PACK	(6) QTY INC IN UNIT	(7) 15-DAY ORGANIZATIONAL MAINTENANCE ALW				(8) ILLUS- TRATION	
							(a)	(b)	(c)	(d)	(a) FIG NO.	(b) ITEM NO.
							1-5	6-20	21-50	51-100		
X2 0 00359		STRAP, GENERATOR ADJUSTING JD383M319 (14351)		EA		1					17	6
0 00360	5310-017-8591	WASHER, LOCK: bracket mtg		EA		2	*	*	*	*	17	21
0 00361	5310-017-3128	WASHER, LOCK: generator adjusting		EA		2	*	*	*	*	17	4
0 00362	5310-017-3128	WASHER, LOCK: generator mtg		EA		4	*	*	*	*	17	2
0 00363	5310-017-3128	WASHER, LOCK: adjusting strap		EA		2	*	*	*	*		
00364		0602 - GENERATOR REGULATOR (VOLTAGE)										
0 00365	5306-225-8497	BOLT, MACHINE: regulator mtg		EA		4	*	*	*	*	18	3
X2 0 00366		LEAD ASSEMBLY: regulator to ammeter FW263-36 (14351)		EA		1					18	6
X2 0 00367		LEAD, CONNECTOR: generator to regulator FW284-78 (14351)		EA		1					18	1
0 00368	5310-880-7744	NUT, HEXAGON: regulator mtg		EA		4	*	*	*	*	18	5
P 0 00369	2920-640-7518	REGULATOR, ENGINE GENERATOR MS13805-1 (96906)		EA		1	*	*	2	2	18	2
X2 0 00370		WASHER, LOCK: regulator mtg 905631-18 (83179)		EA		8					18	4
00371		0603 - STARTING MOTOR										
X2 0 00372		SCREW, CAP, HEXAGON HEAD: starter mtg X3993 (14351)		EA		3					19	3
P 0 R 00373	2920-225-4824	STARTER MFY8001AT (19728) (Includes components of KIT, Stock No. 2920-906-5912)		EA		1	*	*	*	2	19	1

(1) SMR CODE INDEX NO.	(2) FEDERAL STOCK NUMBER	(3) DESCRIPTION REFERENCE NO. & MFR. CODE	(4) UNIT OF ISSUE	(5) QTY INC IN UNIT PACK	(6) QTY INC IN UNIT	(7) 15-DAY ORGANIZATIONAL MAINTENANCE ALW				(8) ILLUS- TRATION	
						(a)	(b)	(c)	(d)	(a)	(b)
						1-5	6-20	21-50	51-100	FIG NO.	ITEM NO.
X1 00374		LEAD ASSEMBLY, STARTER EX136634A (19728)	EA		1					19	5
X2 0 00375		WASHER, LOCK: starter mtg X253 (14351)	EA		3					19	4
00376		0607 - INSTRUMENT OR ENGINE CONTROL PANEL									
X2 0 00377		PANEL ASSEMBLY, INSTRUMENT 701308-96 (83179)	EA		1					20	
P 0 00378	2920-132-4500	HARNES, WIRING 519036-8 (83179)	EA		1	*	*	*	*		
X2 0 00379		INSTRUMENT PANEL ASSEMBLY 519037-9 (83179)	EA		1						
X2 0 00380		AMMETER A211446 (32537)	EA		1					20	10
0 00381	5306-225-8497	BOLT, MACHINE: panel mtg	EA		4	*	*	*	*	20	3
P 0 00382	6685-089-5305	GAGE, OIL PRESSURE 519041-1 (83179)	EA		1	SEE	GRP	4702			
P 0 00383	6680-815-1486	INDICATOR, LIQUID QUANTITY MS24544-1 (96906)	EA		1	SEE	GRP	4702			
X2 0 00384		LABEL, FUEL 1223241 (83179)	EA		1	SEE	GRP	2210			
X2 0 00385		LABEL, LIGHT 1223243 (83179)	EA		1	SEE	GRP	2210			
X2 0 00386		LABEL, START 1223274 (83179)	EA		1	SEE	GRP	2210			
X2 0 00387		LABEL, STARTER 1223303 (83179)	EA		1	SEE	GRP	2210			
X2 0 00388		LIGHT, PANEL MA12476 (74400)	EA		1					20	6

(1) SMR CODE	(2) FEDERAL STOCK NUMBER	(3) DESCRIPTION	(4) UNIT OF ISSUE	(5) QTY INC IN UNIT PACK	(6) QTY INC IN UNIT	(7) 15-DAY ORGANIZATIONAL MAINTENANCE ALW				(8) ILLUS- TRATION	
						(a)	(b)	(c)	(d)	(a)	(b)
						1-5	6-20	21-50	51-100	FIG NO.	ITEM NO.
P 0 00389	6240-019-0877	LAMP, INCANDESCENT: panel light 1251 (24455)	EA		1	*	*	*	2	20	7
0 0389A	5310-209-0788	LOCKWASHER, SPLIT	EA		3	*	*	*	*		
0 0389B	5940-020-0324	LUG, TERMINAL (For No. 14/16 WIRE)	EA		8	*	*	*	*		
P 0 00390	6680-833-6128	METER, TACHOMETER AND HOUR 569H (57733)	EA		1	SEE	GRP	4703			
X2 0 00391		NUT, HEXAGON: ammeter terminal 900402 (83179)	EA		6					20	24
0 0391A	5310-754-3378	NUT, HEXAGON HEAD	EA		3	*	*	*	*		
X2 0 00392		NUT, PLAIN, HEXAGON: panel mtg AN335-5 (88044)	EA		4					20	20
X2 0 00393		PANEL, INSTRUMENT 1224271 (83179)	EA		1					20	13
X2 0 00394		PLATE, INSTRUMENT 1224284 (83179)	EA		1	SEE	GRP	2210			
X2 0 00395		RIVET, INSTRUMENT PLATE 908841-2 (83179)	EA		4	SEE	GRP	2210			
0 0395A	5305-271-8352	SCREW, MACHINE: No. 5	EA		3	*	*	*	*		
P 0 00396	5930-836-0843	SWITCH, STARTER 1996079 (16764)	EA		2	*	*	*	*	20	15
P 0 00397	5930-956-2484	SWITCH TOGGLE 104215 (15434)	EA		2	*	*	*	2	20	14
P 0 00398	6685-225-4859	THERMOMETER, INDICATOR 519038-1 (83179)	EA		1	SEE	GRP	4702			
X2 0 00399		WASHER, LOCK: panel mtg 905631-18 (83179)	EA		4					20	2
0 0399A	6145-184-5496	WIRE, ELECTRICAL : No. 14, stranded, 4 ft lg	EA		1	*	*	*	*		
X2 0 00400		LEAD ASSEMBLY, PANEL LIGHT OLS0240 (26901)	EA		1					20	17
P 0 00401	2920-228-6959	LEAD ASSEMBLY: starter switch to ignition 519261 (83179)	EA		1	*	*	*	*	20	16
00402		0608 - MISCELLANEOUS ITEMS									
X2 0 00403		HARNES ASSEMBLY, INTERVEHICULAR, TRAILER TO COMPRESSOR 519303 (83179)	EA		1						

(1) SMR CODE INDEX NO.	(2) FEDERAL STOCK NUMBER	(3) DESCRIPTION REFERENCE NO. & MFR. CODE USABLE ON CODE	(4) UNIT OF ISSUE	(5) QTY INC IN UNIT PACK	(6) QTY INC IN UNIT	(7) 15-DAY ORGANIZATIONAL MAINTENANCE ALW				(8) ILLUS- TRATION	
						(a)	(b)	(c)	(d)	(a) FIG NO.	(b) ITEM NO.
						1-5	6-20	21-50	51-100		
0 00404	5310-761-6882	NUT, PLAIN, HEXAGON: receptacle mtg	EA		4	*	*	*	*	25	21
X2 0 00405		RECEPTACLE, CHARGING 519222 (83179)	EA		1					25	3
0 00406	5305-225-3839	SCREW, CAP, HEXAGON HEAD: receptacle mtg	EA		4	*	*	*	*	25	1
0 00407	5310-989-4637	WASHER, LOCK: receptacle mtg	EA		8	*	*	*	*	25	2
00408		0609 - LIGHTS									
X2 0 00409		BRACKET, LIGHTS 1224212 (83179)	EA		2					21	5
X2 0 00410		CLIP, CABLE 902905-6 (83179)	EA		2					24	11
X2 0 00411		CLIP, CABLE 902905-1 (83179)	EA		3					24	7
X2 0 00412		CONDUIT, WIRING HARNESS 1224310 (83179)	EA		2					26	15
X2 0 00413		CONNECTOR CONDUIT: wiring harness 1/2 in. 1224308 (83179)	EA		2					26	16
X2 0 00414	5935-773-1428	COVER, DUST: trailer light receptacle 7731428 (00000)	EA		1					25	13
X2 0 00415		ELBOW, 90 DEGREE: wiring harness conduit, 1/2 in. conduit 1224309 (83179)	EA		2					26	17
P 0 00416	5325-854-7023	GROMMET, RUBBER, WIRING HARNESS 901414-4 (83179)	EA		3	*	*	*	*	26	9
X2 0 00417		HARNESS, WIRING: lights 519036-9 (83179)	EA		1						
X2 0 00418		HARNESS, WIRING: lights 519036-10 (83179)	EA		1						

(1) SMR CODE INDEX NO.	(2) FEDERAL STOCK NUMBER	(3) DESCRIPTION REFERENCE NO. & MFR. CODE USABLE ON CODE		(4) UNIT OF ISSUE	(5) QTY INC IN UNIT PACK	(6) QTY INC IN UNIT	(7) 15-DAY ORGANIZATIONAL MAINTENANCE ALW				(8) ILLUS- TRATION	
							(a) 1-5	(b) 6-20	(c) 21-50	(d) 51-100	(a) FIG NO.	(b) ITEM NO.
X2 0 00419		HARNES, WIRING: lights 519036-7 (83179)		EA		1						
P 0 00420	6220-731-5920	LAMP, SIGNAL 950ST (71951)		EA		2	*	*	*	2	23	
X1 00421		BODY, LAMP: signal 32194 (71951)		EA		2					23	3
X1 00422		HOLDER, SOCKET: signal light 32195 (71951)		EA		2						
P 0 00423	6240-877-3405	LAMP, SIGNAL 1662 (71951)		EA		2	*	*	*	2	23	2
P 0 00424	6220-890-5907	LENS, GLASS: signal 036A (71951)		EA		2	*	*	*	*	23	1
X1 00425		SOCKET, SCREW RAIL 30546 (71951)		EA		2						
X1 00426		WIRE ASSEMBLY 30550 (71951)		EA		2						
P 0 00427	6220-577-3435	LIGHT, MARKET, CLEARANCE MS35424-1 (96906) (Same as LIGHT ASSEMBLY, Stock No. 6220-577-3434 except where individual components are annotated)		EA		2	*	*	2	2	22	
P 0 00428	6220-727-3288	LIGHT, MARKET, CLEARANCE MS35424-2 (96906) (Same as LIGHT ASSEMBLY, Stock No. 6220-577-3434 except where individual components are annotated)		EA		4	*	*	2	2	22	
P 0 00429	6220-577-3434	LIGHT, MARKER, CLEARANCE MS35423-1 (96906)		EA		4	*	*	2	2	22	
X1 00430	6220-752-6516	DOOR 7526516 (00000)		EA		19					22	1
X1 00431	5330-353-0959	FELT, MECHANICAL, PREFORMED 7526509 (00000)		EA		19					22	7

(1) SMR CODE INDEX NO.	(2) FEDERAL STOCK NUMBER	(3) DESCRIPTION REFERENCE NO. & MFR. CODE USABLE ON CODE		(4) UNIT OF ISSUE	(5) QTY INC IN UNIT PACK	(6) QTY INC IN UNIT	(7) 15-DAY ORGANIZATIONAL MAINTENANCE ALW				(8) ILLUS- TRATION	
							(a)	(b)	(c)	(d)	(a) FIG NO.	(b) ITEM NO.
							1-5	6-20	21-50	51-100		
X1 00432	1450-772-0780	GROMMET AND WIRE ASSEMBLY 5939837 (00000)		EA		19					22	5
P 0 00433	6240-019-0877	LAMP, INCANDESCENT 190877 (00000)		EA		1	SEE	GRP	9901		22	13
P 0 00434	6220-299-7426	LENS, CLEARANCE, MARKER 7525995 (00000) (Used with LIGHT ASSEMBLY, Stock No. 6220-726-1916 only)		EA		7	*	2	2	3	22	2
P 0 00435	6220-729-9296	LENS, CLEARANCE, MARKER MS35420-1 (96906) (Used with LIGHT ASSEMBLY, Stock No. 6220-577-3435 only)		EA		4	*	*	2	2	22	2
P 0 00436	6220-752-5993	LENS, CLEARANCE, MARKER LIGHT 7525993 (00000) (Used with LIGHT ASSEMBLY, Stock No. 6220-727-3288 only)		EA		4	*	*	2	2	22	2
P 0 00437	6220-299-7425	LENS, CLEARANCE, MARKER 7525994 (00000) (Used with LIGHT ASSEMBLY, Stock No. 6220-577-3434 only)		EA		4	*	2	2	3	22	2
X1 00438	6250-371-4018	PLATE, MOUNTING, LAMP HOLDER 7526515 (00000)		EA		19					22	12
0 00439	5310-596-8169	PUSH ON NUT: lens mtg		EA		38	*	*	*	*	22	14
0 00440	5305-285-4540	SCREW, MACHINE: socket mtg		EA		19	*	*	*	*	22	3
0 00441	5305-285-1243	SETSCREW: lens mtg		EA		38	*	*	*	*	22	15
0 00442	5310-082-1404	WASHER, FLAT: socket mtg		EA		19	*	*	*	*	22	4
P 0 00443	6220-726-1916	LIGHT, MARKER, CLEARANCE: red MS35423-2 (96906) (Same as LIGHT ASSEMBLY, Stock No. 6220-577-3434 except where individual components are annotated)		EA		7	*	*	2	2	22	

(1) SMR CODE INDEX NO.	(2) FEDERAL STOCK NUMBER	(3) DESCRIPTION REFERENCE NO. & MFR. CODE USABLE ON CODE		(4) UNIT OF ISSUE	(5) QTY INC IN UNIT PACK	(6) QTY INC IN UNIT	(7) 15-DAY ORGANIZATIONAL MAINTENANCE ALW				(8) ILLUS- TRATION	
							(a) 1-5	(b) 6-20	(c) 21-50	(d) 51-100	(a) FIG NO.	(b) ITEM NO.
X2 0 00444		NUT, PLAIN, HEXAGON: clearance light mtg 900402-14 (83179)		EA		76					22	9
0 00445	5310-880-7744	NUT, PLAIN, HEXAGON: light bracket mtg		EA		4	*	*	*	*	21	3
0 00446	5310-761-6882	NUT, PLAIN, HEXAGON: receptacle cover		EA		4	*	*	*	*	25	21
0 00447	5305-269-3209	SCREW, CAP, HEXAGON HEAD: bracket mtg		EA		4	*	*	*	*	21	6
0 00448	5305-225-3839	SCREW, CAP, HEXAGON HEAD: cover dust mtg		EA		4	*	*	*	*	25	1
X2 0 00449		SCREW, CAP, HEXAGON HEAD: lamp to bracket mtg 900020-3 (83179)		EA		4					21	1
X2 0 00450		SCREW, MACHINE 900335-126 (83179)		EA		76					22	6
X2 0 00451		SHELL, RECEPTACLE 1223448 (83179)		EA		23					22	11
P 0 00452	6220-337-6471	STOP LIGHT-TAILLIGHT MS51330-1 (96906)		EA		2	*	*	*	2	21	
X1 00453	6220-368-4945	BODY, BLACKOUT 7525997 (00000)		EA		2					21	7
X1 00454		DOOR ASSEMBLY, BLACKOUT 7526018 (00000)		EA		2					21	14
P 0 00455	6240-019-0877	LAMP, INCANDESCENT MS15570-1251 (96906)		EA		4	SEE	GRP	9901		21	11
P 0 00456	5330-297-7106	PACKING, PREFORMED: door 7320658 (00000)		EA		2	*	*	*	2	21	12
X1 00457	5340-732-0642	RING, RETAINING: blackout door screw		EA		12					21	13
0 00458	5305-017-8451	SCREW, CAP, HEXAGON HEAD: socket mtg		EA		6	*	*	*	*	21	16

(1) SMR CODE	(2) FEDERAL STOCK NUMBER	(3) DESCRIPTION	(4) UNIT OF ISSUE	(5) QTY INC IN UNIT PACK	(6) QTY INC IN UNIT	(7) 15-DAY ORGANIZATIONAL MAINTENANCE ALW				(8) ILLUS- TRATION	
						(a)	(b)	(c)	(d)	(a)	(b)
						1-5	6-20	21-50	51-100	FIG NO.	ITEM NO.
X2 0 00459		SCREW, MACHINE: blackout door 7320641 (00000)	EA		12					21	15
0 00460	5305-069-5568	SCREW, MACHINE: socket mtg	EA		4	*	*	*	*	21	10
P 0 00461	2590-693-3453	SOCKET AND WIRE ASSEMBLY 5944789 (00000)	EA		2	*	*	*	*	21	8
0 00462	5310-045-3296	WASHER, LOCK: socket mtg	EA		4	*	*	*	*	21	9
X2 0 00463		WASHER, EXTERNAL - INTERNAL: light bracket mtg 905631-23 (83179)	EA		4					21	4
X2 0 00464		WASHER, EXTERNAL - INTERNAL: light to bracket mtg 905631-14 (83179)	EA		4					21	2
0 00465	5310-198-3748	WASHER, LOCK: external - internal clearance light mtg	EA		76	*	*	*	*	22	8
0 00466	5310-989-4637	WASHER, LOCK: receptacle cover mtg	EA		4	*	*	*	*	25	2
X2 0 00467		WASHER, SLOTTED: receptacle shell retaining 1223449 (83179)	EA		23					22	10
00468		0610 - SENDING UNITS AND WARNING SWITCHES									
P 0 00469	2910-225-4840	FLOAT, FUEL LEVEL 519006-4 (83179)	EA		1	*	*	*	*	9	3
P 0 0469A		SWITCH, PRESSURE: 150 psi, two No. 14/16 conductor electrical lead, 3 1/2 ft lg 611G161S (09049)	EA		1	*	*	*	*		
P 0 00470	5930-225-4856	SWITCH, PRESSURE: oil 1508666 (80659)	EA		1	*	*	*	*	5	12
P 0 00471	5930-762-2538	SWITCH, THERMOSTATIC 519272 (83179)	EA		1	*	*	*	*	1	2
P 0 00472	5930-225-4855	SWITCH, THERMOSTATIC: compressor oil 1513461 (70040)	EA		1	*	*	*	*	34	12

(1) SMR CODE INDEX NO.	(2) FEDERAL STOCK NUMBER	(3) DESCRIPTION REFERENCE NO. & MFR. CODE	(4) UNIT OF ISSUE	(5) QTY INC IN UNIT PACK	(6) QTY INC IN UNIT	(7) 15-DAY ORGANIZATIONAL MAINTENANCE ALW				(8) ILLUS- TRATION	
						(a)	(b)	(c)	(d)	(a)	(b)
						1-5	6-20	21-50	51-100	FIG NO.	ITEM NO.
00473		0612 - BATTERIES, STORAGE (WET OR DRY)									
P 0 00474	6140-057-2554	BATTERY, STORAGE MS35000-3 (96906)	EA		2	*	*	*	*		
P 0 00475	6140-136-1042	CABLE, BATTERY: ground 3222230-9 (83179)	EA		1	*	*	*	*	26	18
X2 0 00476		CABLE, BATTERY: jumper 3222230-8 (83179)	EA		1					26	5
P 0 00477	6140-136-1043	CABLE, BATTERY: starter 3222230-10 (83179)	EA		1	*	*	*	*	26	6
P 0 00478	6140-136-1045	HOLD-DOWN: battery 1224259 (83179)	EA		1	*	*	*	2	26	7
0 00479	5310-880-7744	NUT, PLAIN: battery holddown	EA		4	*	*	*	*	26	12
X2 0 00480		NUT, WING: battery holddown, 5/16-18 thd size 903191-3 (83179)	EA		2					26	19
X2 0 00481		STUD, PLAIN: battery cover holddown, 5/16-18 thd size, 10 in. lg 1224095 (83179)	EA		2					26	8
P 0 00482	6810-249-9354	SULFURIC ACID, ELECTROLYTE OS801 (81348)	GL			*	*	*	*		
0 00483	5310-087-7493	WASHER, FLAT: battery holddown	EA		2	*	*	*	*	26	13
X2 0 00484		WASHER, LOCK: battery holddown 905631-18 (83179)	EA		4					26	11
00485		0615 - RADIO INTERFERENCE SUPPRESSION									
P 0 00486	2920-246-2723	STRAP, BONDING: starter 3222585-4 (83179)	EA		1	*	*	*	*	19	2

(1) SMR CODE INDEX NO.	(2) FEDERAL STOCK NUMBER	(3) DESCRIPTION REFERENCE NO. & MFR. CODE	(4) UNIT OF ISSUE	(5) QTY INC IN UNIT PACK	(6) QTY INC IN UNIT	(7) 15-DAY ORGANIZATIONAL MAINTENANCE ALW				(8) ILLUS- TRATION	
						(a)	(b)	(c)	(d)	(a)	(b)
						1-5	6-20	21-50	51-100	FIG NO.	ITEM NO.
00487		GROUP 15 - FRAME, TOWING ATTACHMENTS, AND DRAWBARS									
00488		1501 - FRAME ASSEMBLY									
0 00489	5306-225-8497	BOLT, MACHINE: runner mtg MS90725-32 (96906)	EA		4	*	*	*	*		
X2 0 00490		BUMPER 1224222 (83179)	EA		1					24	5
0 00491	5310-732-0558	NUT, PLAIN, HEXAGON: bumper mtg	EA		6	*	*	*	*	24	3
0 00492	5305-269-3214	SCREW, CAP, HEXAGON HEAD: bumper mtg	EA		4	*	*	*	*	24	10
0 00493	5305-269-3216	SCREW, CAP, HEXAGON HEAD: bumper mtg	EA		2	*	*	*	*	24	6
0 00494	5310-754-4631	WASHER, BEVEL: bumper mtg	EA		4	*	*	*	*	24	9
X2 0 00495		WASHER, LOCK: bumper mtg 905631-21 (83179)	EA		6					24	4
X2 0 00496		WASHER, LOCK: bumper mtg 905631-18 (83179)	EA		20					24	8
00497		GROUP 18 - BODY, CAB, HOOD AND HULL									
00498		1801 - BODY, CAB, HOOD, HULL ASSEMBLIES									
0 00499	5306-225-8497	BOLT, MACHINE: door and plate mtg	EA		20	*	*	*	*	25	17
X2 0 00500	5340-018-8541	CLAMP ASSEMBLY: door locking ZLA2002-13 (06004)	EA		4					27	8
X2 0 00501		DOOR, HOUSING 1224246 (83179)	EA		2					25	10
X2 0 00502	5340-302-1840	HOLDER, DOOR 5601 (19220)	EA		2					25	7

(1) SMR CODE INDEX NO.	(2) FEDERAL STOCK NUMBER	(3) DESCRIPTION REFERENCE NO. & MFR. CODE USABLE ON CODE		(4) UNIT OF ISSUE	(5) QTY INC IN UNIT PACK	(6) QTY INC IN UNIT	(7) 15-DAY ORGANIZATIONAL MAINTENANCE ALW				(8) ILLUS- TRATION	
							(a)	(b)	(c)	(d)	(a)	(b)
							1-5	6-20	21-50	51-100	FIG NO.	ITEM NO.
X2 0 00503		HOUSING ASSEMBLY 1224213 (83179)		EA		1					25	4
0 00504	5310-880-7744	NUT, PLAIN, HEXAGON: door and panel mtg		EA		14	*	*	*	*	25	15
0 00505	5310-934-9751	NUT, PLAIN, HEXAGON: door holder mtg		EA		16	*	*	*	*	25	8
0 00506	5310-768-0318	NUT, PLAIN, HEXAGON: housing mtg MS51967-14 (96906)		EA		8	*	*	*	*	25	14
X2 0 00507		PANEL, FRONT LOW 1224245 (83179)		EA		1					25	18
X2 0 00508		RIVET, DOOR CLAMP 908841-4 (83179)		EA		16					27	9
0 00509	5305-042-6417	SCREW, CAP, HEXAGON HEAD: housing mtg		EA		8	*	*	*	*	25	12
0 00510	5305-984-6212	SCREW, MACHINE: door holder mtg		EA		4	*	*	*	*	25	5
0 00511	5305-984-6210	SCREW, MACHINE: door holder mtg		EA		12	*	*	*	*	25	9
X2 0 00512		WASHER, LOCK: door and plate mtg 905631-18 (83179)		EA		24					25	16
X2 0 00513		WASHER, LOCK: door holder mtg 905631-8 (83179)		EA		16					25	6
X2 0 00514		WASHER, LOCK: housing mtg 905631-27 (83179)		EA		8					25	11
00515		1808 - STOWAGE RACKS, BOXES, STRAPS, CARRYING CASES, CABLE REELS, HOSE REELS, ETC.										
0 00516	5306-225-8496	BOLT, MACHINE: door and box mtg		EA		66	*	*	*	*	26	10
0 00517	5306-225-8499	BOLT, MACHINE: door holder stay mtg MS90725-34 (96906)		EA		5	*	*	*	*	27	6

(1) SMR CODE INDEX NO.	(2) FEDERAL STOCK NUMBER	(3) DESCRIPTION REFERENCE NO. & MFR. CODE USABLE ON CODE		(4) UNIT OF ISSUE	(5) QTY INC IN UNIT PACK	(6) QTY INC IN UNIT	(7) 15-DAY ORGANIZATIONAL MAINTENANCE ALW				(8) ILLUS- TRATION	
							(a) 1-5	(b) 6-20	(c) 21-50	(d) 51-100	(a) FIG NO.	(b) ITEM NO.
X2 0 00518		BOX, TOOL: left hand 1224229 (83179)		EA		1					26	14
X2 0 00519		BOX, TOOL: rear center 1224227 (83179)		EA		1					24	2
X2 0 00520		BOX, TOOL: right hand 1224231 (83179)		EA		1					27	7
P 0 00521	5340-018-8541	CLAMP ASSEMBLY: door lock ZLA2002-13 (06004)		EA		10	*	*	*	*	27	8
X2 0 00522		CLIP, GRIPPER: tool holding 1224258 (83179)		EA		24					27	11
P 0 00523	5325-854-7023	GROMMET, RUBBER: battery cable 901414-4 (83179)		EA		1	*	*	*	2	26	9
X2 0 00524		HOSE REEL ASSEMBLY 700593-29 (83179)		EA		2					28	
X2 0 00525		ANGLE, REAR: reel mtg 1224217 (83179)		EA		1					28	19
X2 0 00526		ANGLE, REEL MOUNTING 1224248 (83179)		EA		1					28	16
0 00527	5306-225-8499	BOLT, MACHINE: angle mtg		EA		8	*	*	*	*	28	18
X2 0 00528		BRAKE, HALF: hose reel 1223252 (83179)		EA		4					28	1
X2 0 00529	4730-073-3576	COUPLING HALF, QUICK DISCONNECT D4F6 (81895)		EA		2					28	27
X2 0 00530	4730-105-2400	COUPLING, HOSE: air hose 905289-2 (83179)		EA		2					28	13
X2 0 00531		COVER, HUB: hose reel 1223286 (83179)		EA		2					28	20
X2 0 00532		CROSS, REEL CONNECTING 901109-5 (83179)		EA		1					28	11

(1) SMR CODE INDEX NO.	(2) FEDERAL STOCK NUMBER	(3) DESCRIPTION REFERENCE NO. & MFR. CODE	(4) UNIT OF ISSUE	(5) QTY INC IN UNIT PACK	(6) QTY INC IN UNIT	(7) 15-DAY ORGANIZATIONAL MAINTENANCE ALW				(8) ILLUS- TRATION	
						(a)	(b)	(c)	(d)	(a)	(b)
						1-5	6-20	21-50	51-100	FIG NO.	ITEM NO.
X2 0 00533		ELBOW, STREET: reel connecting 901046-5 (83179)	EA		3					28	9
X2 0 00534		ELBOW, 90 DEGREE: air hose mtg, 3/4 - 14 thd size 901023-5 (83179)	EA		1					28	7
P 0 00535	5325-136-4404	GROMMET, HOSE TO HOUSING 901414-106 (83179)	EA		1	*	*	*	2	28	5
X2 0 00536		HANGER, REEL 1224205 (83179)	EA		2					28	22
X2 0 00537	4310-930-9292	HOSE ASSEMBLY, RUBBER: reel to receiver 519240 (83179)	EA		1					28	6
X2 0 00538		NIPPLE, REEL CONNECTING: 3/4-14 thd size, 9 in. lg 902466-257 (83179)	EA		2					28	8
0 00539	5310-880-7744	NUT, PLAIN, HEXAGON: angle to brake mtg	EA		12	*	*	*	*	28	4
X2 0 00540		PAD, RUBBER: angle mtg 1224266 (83179)	EA		1					28	23
X2 0 00541		REEL, HOSE 1224203 (83179)	EA		2					28	24
X2 0 00542		RING, RETAINING: hanger to reel MS16632-175 (96906)	EA		2					28	25
X2 0 00543	5340-664-6802	RING, RETAINING: reel hub MS16632-100 (96906)	EA		2					28	28
X2 0 00544		SCREW, CAP, HEXAGON HEAD: brake mtg, 5/16-18 thd size, 3 1/2 in. lg MS35291-46 (96906)	EA		4					28	17
0 00545	5305-879-7941	SCREW, TAPPING, THREAD FORMING: cover mtg	EA		8	*	*	*	*	28	21
X2 0 00546		SOCKET, COUPLING 4DM6 (81895)	EA		2					28	26
X2 0 00547	5340-678-0036	SPRING, HELICAL, COMPRESSION: reel brake 221019 (83179)	EA		4					28	2

(1) SMR CODE INDEX NO.	(2) FEDERAL STOCK NUMBER	(3) DESCRIPTION REFERENCE NO. & MFR. CODE USABLE ON CODE		(4) UNIT OF ISSUE	(5) QTY INC IN UNIT PACK	(6) QTY INC IN UNIT	(7) 15-DAY ORGANIZATIONAL MAINTENANCE ALW				(8) ILLUS- TRATION	
							(a) 1-5	(b) 6-20	(c) 21-50	(d) 51-100	(a) FIG NO.	(b) ITEM NO.
X2 0 00548	4730-984-5108	TEE, PIPE: reel connecting, two ends female, 3/4-14 thd size, one end male, 1/2-14 thd size 906350-4 (83179)		EA		1					28	15
0 00549	4730-287-0173	UNION, PIPE: reel connecting		EA		1	*	*	*	*	28	14
P 0 00550	4820-225-4792	VALVE, SERVICE: shut-off VM75 (73273)		EA		2	*	*	*	2	28	12
P 0 00551	4820-225-4791	VALVE, SHUT OFF: hose reel 519260 (83179)		EA		2	*	*	*	2	28	10
X2 0 00552		WASHER, LOCK: angle and brake mtg 905631-18 (83179)		EA		24					28	3
X2 0 00553		LID, TOOL BOX, CENTER 1224233 (83179)		EA		1					24	1
X2 0 00554		LID, TOOL BOX, FRONT: left hand 1224236 (83179)		EA		1					26	1
X2 0 00555		LID, TOOL BOX, FRONT: right hand 1224234 (83179)		EA		1					27	1
X2 0 00556		LID, TOOL BOX REAR: left hand 1224237 (83179)		EA		1					26	4
X2 0 00557		LID, TOOL BOX REAR: right hand 1224235 (83179)		EA		1					27	2
X2 0 00558		NUT, ELASTIC STOP: door holder mtg 900490-74 (83179)		EA		5					27	3
X2 0 00559		NUT, PLAIN, HEXAGON: tool clip mtg 900402-14 (83179)		EA		24					27	13
0 00560	5310-880-7744	NUT, PLAIN, HEXAGON: door and box mtg		EA		67	*	*	*	*	26	12
0 00561	5310-732-0558	NUT, PLAIN, HEXAGON: tool holder washer		EA		2	*	*	*	*	27	14
X2 0 00562		RIVET, EXPANSION: door fastener 908841-4 (83179)		EA		40					27	9

(1) SMR CODE	(2) FEDERAL STOCK NUMBER	(3) DESCRIPTION REFERENCE NO. & MFR. CODE USABLE ON CODE		(4) UNIT OF ISSUE	(5) QTY INC. IN UNIT PACK	(6) QTY INC IN UNIT	(7) 15-DAY ORGANIZATIONAL MAINTENANCE ALW				(8) ILLUS- TRATION	
							(a)	(b)	(c)	(d)	(a)	(b)
							1-5	6-20	21-50	51-100	FIG NO.	ITEM NO.
X2 0 00563		SCREW, MACHINE: tool clip mtg 900335-110 (83179)		EA		24					27	10
X2 0 00564		STAY, LID: door holder 1224275 (83179)		EA		5					27	5
X2 0 00565		STRAP, BAG: tool holder 1224257 (83179)		EA		26					26	3
X2 0 00566		STRAP, BAG: tool holder 1224256 (83179)		EA		9					26	2
0 00567	5310-087-7493	WASHER, FLAT: door holder mtg		EA		5	*	*	*	*	27	4
0 00568	5310-087-7493	WASHER, FLAT: tool box mtg		EA		38	*	*	*	*	26	13
X2 0 00569		WASHER, LOCK: door and box mtg 905631-18 (83179)		EA		94					26	11
X2 0 00570		WASHER, LOCK: tool clip mtg 905631-8 (83179)		EA		24					27	12
X2 0 00571		WASHER, LOCK: tool holder washer 905631-21 (83179)		EA		2					27	15
X2 0 00572		WASHER, TOOL HOLDER: 5/16 in. id, 3 in. od, 3/16 in. thk 1224306 (83179)		EA		3					27	16
00573		GROUP 22 - BODY CHASSIS OR HULL, AND ACCESSORY ITEMS										
00574		2202 - ACCESSORY ITEMS										
0 00575	5310-723-4458	NUT, PLAIN, HEXAGON: reflector mtg		EA		16	*	*	*	*	23	4
P 0 00576	9905-202-3639	REFLECTOR, INDICATING, CLEARANCE: amber MS35387-2 (96906)		EA		4	*	2	2	3		
P 0 00577	9905-205-2795	REFLECTOR, INDICATING, CLEARANCE: red MS35387-1 (96906)		EA		4	*	2	2	3		

(1) SMR CODE	(2) FEDERAL STOCK NUMBER	(3) DESCRIPTION	(4) UNIT OF ISSUE	(5) QTY INC IN UNIT PACK	(6) QTY INC IN UNIT	(7) 15-DAY ORGANIZATIONAL MAINTENANCE ALW				(8) ILLUS- TRATION	
						(a)	(b)	(c)	(d)	(a)	(b)
						(a) 1-5	(b) 6-20	(c) 21-50	(d) 51-100	FIG NO.	ITEM NO.
X2 0 00578		SCREW, MACHINE: reflector mtg 900335-503 (83179)	EA		16					23	6
X2 0 00579		WASHER, LOCK: reflector 905631-14 (83179)	EA		16					23	5
00580		2210 - DATA PLATES AND INSTRUCTION HOLDERS									
X2 0 00581		DECAL, FILTER, COMPRESSOR 32886 (81321)	EA		1						
X2 0 00582		LABEL, FUEL 1223241 (83179)	EA		1						
X2 0 00583		LABEL, LIGHT 12233243 (83179)	EA		1						
X2 0 00584		LABEL, START 1223274 (83179)	EA		1						
X2 0 00585		LABEL, STARTER 1223303 (83179)	EA		1						
X2 0 00586		LABEL, TOOL BOX 1224320 (83179)	EA		1						
X2 0 00587		LABEL, TOOL BOX 1224321 (83179)	EA		1						
X2 0 00588		LABEL, TOOL BOX 1224322 (83179)	EA		1						
X2 0 00589		LABEL, TOOL BOX 1224323 (83179)	EA		1						
X2 0 00590		LABEL, TOOL BOX 1224324 (83179)	EA		1						
X2 0 0590A		PLATE, CAUTION 101735 (09971)	EA		1						
X2 0 00591		PLATE, DATA: lifting 1224292 (83179)	EA		1						
X2 0 0591A		PLATE, INSTRUCTION 101736 (09971)	EA		1						
X2 0 00592		PLATE, INSTRUMENT: operating 1224284 (83179)	EA		1						

(1) SMR CODE	(2) FEDERAL STOCK NUMBER	(3) DESCRIPTION		(4) UNIT OF ISSUE	(5) QTY INC IN UNIT PACK	(6) QTY INC IN UNIT	(7) 15-DAY ORGANIZATIONAL MAINTENANCE ALW				(8) ILLUS- TRATION		
							(a)	(b)	(c)	(d)	(a)	(b)	
							1-5	6-20	21-50	51-100	FIG NO.	ITEM NO.	
X2 0 00593		PLATE, NAME: manufacture 206357 (83179)		EA		1							
X2 0 00594		RIVET: plate mtg 908841-2 (83179)		EA		8							
X2 0 00595		RIVET: plate mtg 908841-35 (83179)		EA		2							
0 00596	5305-253-5606	SCREW, DRIVE: nameplate mtg		EA		2	*	*	*	*			
0 0596A	5305-012-8273	SCREW, SHEET METAL: No. 6 x 3/8		EA		8	*	*	*	*			
00597		GROUP 47 - GAGES (NON-ELECTRICAL), WEIGHING AND MEASURING DEVICES											
00598		4702 - GAGES, MOUNTINGS, LINES, AND FITTINGS											
X2 0 00599	4730-193-0869	BUSHING, REDUCER: pipe, temperature gage		EA		1							5
X2 0 00600		CLIP, TUBE 902906-2 (83179)		EA		2							
X2 0 00601		ELBOW, PIPE: air cleaner indicator, 1/8-27 thd size, 1/8 in. tube 905509-1 (83179)		EA		2					7		6
X2 0 00602		ELBOW, PIPE TO TUBE: air cleaner to air line, 1/8-27 thd size, 1/8 in. tube 906254-22 (83179)		EA		4					7 20		8 19
X2 0 00603		ELBOW, PIPE TO TUBE: air pressure gage 906254-42 (83179)		EA		1					20		5
P 0 00604	6685-089-5305	GAGE, OIL PRESSURE 519041-1 (83179)		EA		1	*	*	*	*	20		25
P 0 00605	6685-225-4858	GAGE, PRESSURE: oil 519174-2 (83179)		EA		1	*	*	*	*	20		8
P 0 00606	6685-225-4857	GAGE, TEMPERATURE 519100-1 (83179)		EA		1	*	*	*	*	20		9
P 0 00607	2940-225-4833	INDICATOR, AIR CLEANER RAX00-2325 (18265)		EA		2	*	*	*	*			

(1) SMR CODE INDEX NO.	(2) FEDERAL STOCK NUMBER	(3) DESCRIPTION REFERENCE NO. & MFR. CODE USABLE ON CODE		(4) UNIT OF ISSUE	(5) QTY INC IN UNIT PACK	(6) QTY INC IN UNIT	(7) 15-DAY ORGANIZATIONAL MAINTENANCE ALW				(8) ILLUS- TRATION	
							(a) 1-5	(b) 6-20	(c) 21-50	(d) 51-100	(a) FIG NO.	(b) ITEM NO.
X2 0 00608		ADAPTER, INDICATOR, FILTER P10-0089 (18265)		EA		2					7	7
X1 00609	2940-740-6099	INDICATOR RBX00-2225 (18265)		EA		2					20	12
P 0 00610	6680-815-1486	INDICATOR, LIQUID QUANTITY MS24544-1 (96906)		EA		1	*	*	*	*	20	4
P 0 00611	6680-225-4802	INDICATOR, SIGHT, LIQUID: receiver oil level 519108-5 (83179)		EA		1	*	*	*	*	32	4
0 00612	5305-068-0502	SCREW, CAP, HEXAGON HEAD: oil gage mtg		EA		4	*	*	*	*	32	5
P 0 00613	6685-225-4859	THERMOMETER, INDICATOR 519038-1 (83179)		EA		1	*	*	*	*	20	26
M 0 00614		TUBE ASSEMBLY, OIL: pressure gage MANUFACTURE FROM:		EA		1					20	
0 00615	4730-985-0642	NUT, TUBE COUPLING		EA		2	*	*	*	*	20	22
0 00616	4730-980-2819	SLEEVE		EA		2	*	*	*	*	20	23
P 0 00617	4710-277-5524	TUBE, COPPER (35 in. required)		FT			SEE	GRP	9501		20	21
P 0 00618	4710-136-8523	TUBE, COPPER: compressor air cleaner indicator 3/16 in. (6 ft. 3 in. required) 218573 (83179)		EA		1	SEE	GRP	9501		20	18
P 0 00619	4710-136-8523	TUBE, COPPER: engine air cleaner indicator 3/16 in. 218573 (83179)		EA		1	SEE	GRP	9501		7	5
00620		4703 - HOURMETER										
X2 0 00621		ADAPTER, TACHOMETER: drive HD260M3490 (14351)		EA		1					5	23
P 0 00622	6680-833-6128	METER, TACHOMETER AND HOUR 569H (57733)		EA		1	*	*	*		20	11

(1) SMR CODE INDEX NO.	(2) FEDERAL STOCK NUMBER	(3) DESCRIPTION REFERENCE NO. & MFR. CODE USABLE ON CODE		(4) UNIT OF ISSUE	(5) QTY INC IN UNIT PACK	(6) QTY INC IN UNIT	(7) 15-DAY ORGANIZATIONAL MAINTENANCE ALW				(8) ILLUS- TRATION	
							(a) 1-5	(b) 6-20	(c) 21-50	(d) 51-100	(a) FIG NO.	(b) ITEM NO.
P 0 00623	2910-629-2264	PACKING, PREFORMED: tachometer drive X1577 (14351)		EA		1	*	*	2	2	5	7
0 00624	5305-068-0502	SCREW, CAP, HEXAGON HEAD: tachometer adapter mtg		EA		1	*	*	*	*	5	26
P 0 00625	4920-704-7556	SHAFT, FLEXIBLE: tachometer drive 97800 (57733)		EA		1	*	*	*	*	5	1
0 00626	5310-141-1795	WASHER, FLAT: tachometer adapter mtg		EA		1	*	*	*	*	5	24
0 00627	5310-582-5965	WASHER, LOCK: tachometer adapter mtg		EA		1	*	*	*	*	5	25
00628		GROUP 50 - PNEUMATIC EQUIPMENT										
00629		5000 - AIR COMPRESSOR ASSEMBLY										
X2 0 00630		TUBE, COPPER AIR PRESSURE GAGE 218573 (83179)		EA		1					20	1
00631		5006 - LUBRICATION SYSTEM										
0 00632	4730-266-0532	ADAPTER, PIPE TO TUBE: oil control valve, 1/4 tube, 1/4 pipe		EA		1	*	*	*	*	30	19
0 00633	4730-193-0879	BUSHING, PIPE		EA		1	*	*	*	*	32	15
X2 0 00634		BUSHING, PIPE: compressor housing 901160-1 (83179)		EA		1					30 34	14 9
0 00635	4730-193-0879	BUSHING, PIPE: oil cooler inlet and outlet		EA		2	*	*	*	*	31	4
X2 0 00636		CLAMP, HOSE: oil cooler hose 210534-6 (83179)		EA		1					31	6
X2 0 00637		COUPLING: oil line return to receiver 910038-7 (83179)		EA		1					32	12

(1) SMR CODE	(2) FEDERAL STOCK NUMBER	(3) DESCRIPTION	(4) UNIT OF ISSUE	(5) QTY INC IN UNIT PACK	(6) QTY INC IN UNIT	(7) 15-DAY ORGANIZATIONAL MAINTENANCE ALW				(8) ILLUS- TRATION	
						(a)	(b)	(c)	(d)	(a)	(b)
						1-5	6-20	21-50	51-100	FIG NO.	ITEM NO.
INDEX NO.	REFERENCE NO. & MFR. CODE	USABLE ON CODE									
X2 0 00638		COVER, SEPARATOR 1224206 (83179)	EA		1					33	11
X2 0 00639		ELBOW, 90 DEGREE: compressor oil line to receiver 906254-42 (83179)	EA		1					33	23
X2 0 00640		ELBOW, STREET: receiver air intake, 90 deg, 2-11 1/2 thd size 901046-9 (83179)	EA		1					32	14
X2 0 00641		ELBOW, STREET: receiver oil drain, 90 deg, 3/4-14 thd size 901046-5 (83179)	EA		3					32	8
P 0 00642	2940-225-4834	ELEMENT KIT 701701-56 (83179)	EA		1	*	*	*	2		
X1 00643		ELEMENT, AGGREGATOR 200658 (00736)	EA		1					33	14
X1 00644		GASKET: separator 1224249 (83179)	EA		1					33	15
X1 00645		NUT, LOCK: filter end cover retainer, 5/8-18 thd size 903540-13 (83179)	EA		1					33	13
X1 00646		WASHER, COPPER: filter end cover retainer, 5/8 id X 1 3/8 od 903514-7 (83179)	EA		1					33	12
X2 0 00647	4310-979-0537	FILTER, OIL: compressor 62822 (83179) (Includes components of PARTS KIT, Stock No.(81321) 34752)	EA		1					29	
X2 0 00648	4330-932-7516	BODY OIL FILTER: compressor oil filter 64010 (81321)	EA		1					29	4
0 00649	4730-011-3176	PLUG, PIPE: brass or bronze, 1/2-14 thd size oil filter case	EA		1	*	*	*	*	29	17
0 00650	5305-808-9977	SCREW, MACHINE: oil filter case clamp	EA		2	*	*	*	*	29	6
X2 0 00651		BRACKET ASSEMBLY: compressor oil filter mtg 34428 (81321)	EA		1					29	16

(1) SMR CODE	(2) FEDERAL STOCK NUMBER	(3) DESCRIPTION		(4) UNIT OF ISSUE	(5) QTY INC IN UNIT PACK	(6) QTY INC IN UNIT	(7) 15-DAY ORGANIZATIONAL MAINTENANCE ALW				(8) ILLUS- TRATION	
							(a) 1-5	(b) 6-20	(c) 21-50	(d) 51-100	(a) FIG NO.	(b) ITEM NO.
X2 0 00652			NUT, PLAIN, SQUARE: oil filter bracket MS27040-11 (96906)	EA		2					29	14
0 00653	5305-984-5684		SCREW, MACHINE: filter mtg bracket	EA		2	*	*	*	*	29	9
0 00654	5310-017-8537		WASHER, LOCK: filter bracket	EA		2	*	*	*	*	29	15
X2 0 00655	4330-932-7515		CAP, OIL FILTER: compressor oil filter 65148 (81321)	EA		1					29	1
X2 0 00656	5340-828-3106		STRAP, RETAINING: compressor oil filter cover 6654619 (81321)	EA		2					29	5
X2 0 00657			HOSE ASSEMBLY: oil control valve moisture separator 519120-6 (83179)	EA		1					30	5
X2 0 00658			HOSE ASSEMBLY: oil cooler 519120-8 (83179)	EA		1					31	1
X2 0 00659			HOSE ASSEMBLY: oil cooler 519120-9 (83179)	EA		1					31	7
X2 0 00660			HOSE ASSEMBLY: receiver to oil filter 519120-7 (83179)	EA		1					32	11
X2 0 00661	4310-979-0531		HOUSING, BY-PASS: safety valve 1222937 (83179)	EA		1					30	2
X2 0 00662			LINE, OIL RETURN 1224208 (83179)	EA		1					33	7
X2 0 00663			NIPPLE, PIPE: oil cooler and safety relief valve 902466-95 (83179)	EA		3					31	3
X2 0 00664			NIPPLE, PIPE: oil return receiver top, 1/4 pipe, 3 in. lg 902466-46 (83179)	EA		1					33	24
X2 0 00665			NIPPLE, PIPE: receiver air inlet, 2-11 1/2 thd size, 3 in. lg 1224250 (83179)	EA		2					32	13
X2 0 00666			NIPPLE, PIPE: receiver oil drain 3/4-14 thd size, 8 in. lg 902466-239 (83179)	EA		1					32	9

(1) SMR CODE INDEX NO.	(2) FEDERAL STOCK NUMBER	(3) DESCRIPTION REFERENCE NO. & MFR. CODE USABLE ON CODE		(4) UNIT OF ISSUE	(5) QTY INC IN UNIT PACK	(6) QTY INC IN UNIT	(7) 15-DAY ORGANIZATIONAL MAINTENANCE ALW				(8) ILLUS- TRATION	
							(a)	(b)	(c)	(d)	(a)	(b)
							1-5	6-20	21-50	51-100	FIG NO.	ITEM NO.
X2 0 00667		NIPPLE, SHORT: oil filter inlet 902466-52 (83179)		EA		1					29	20
X2 0 00668		NIPPLE, SHORT: thermostat housing 902466-59 (83179)		EA		2					30	1
X2 0 00669	5310-441-0250	NUT ASSEMBLED WASHER: relief valve		EA		4					30	7
0 00670	5310-732-0558	NUT, PLAIN, HEXAGON: filter mtg		EA		4	*	*	*	*	29	11
X2 0 00671		NUT, PLAIN, HEXAGON: oil cooler hose clamp 900165-2 (83179)		EA		1					31	9
X2 0 00672		PARTS KIT, FILTER ELEMENT: compressor 34752 (81321)		EA		1						
P 0 00673	4330-217-3588	FILTER ELEMENT, FLUID PRESSURE 33316-13 (81321)		EA		1	2	7	13	25	29	3
P 0 00674	4940-705-2294	GASKET: cover, compressor oil filter 62866 (81321)		EA		1	2	7	13	25	29	2
P 0 00675	4310-225-4797	PARTS KIT, SAFETY RELIEF VALVE 701701-53 (83179)		EA		1	*	*	*	2		
X1 00676	4310-714-3191	DIAPHRAGM: relief valve 524 (78124)		EA		1					30	27
X1 00677	4310-779-0547	GASKET: safety relief valve 519 (78124)		EA		1					30	9
X1 00678		SEAT, MOVABLE: safety relief valve 1225603 (83179)		EA		1					30	11
X1 00679	4310-779-0548	SPRING, HELICAL, COMPRESSION: safety relief valve 402 (78124)		EA		1					30	10
X1 00680		WASHER, LOCK: relief valve 101 (78124)		EA		4						
0 00681	5310-582-5965	WASHER, FLAT: safety relief spring		EA		2	*	*	*	*	30	21

(1) SMR CODE	(2) FEDERAL STOCK NUMBER	(3) DESCRIPTION REFERENCE NO. & MFR. CODE USABLE ON CODE		(4) UNIT OF ISSUE	(5) QTY INC IN UNIT PACK	(6) QTY INC IN UNIT	(7) 15-DAY ORGANIZATIONAL MAINTENANCE ALW				(8) ILLUS- TRATION	
							(a) 1-5	(b) 6-20	(c) 21-50	(d) 51-100	(a) FIG NO.	(b) ITEM NO.
X2 0 00682		PIN, SPRING 904685-46 (83179)		EA		3					33	16
X2 0 00683		PLATE, SEPARATOR 1224207 (83179)		EA		1					33	17
0 00684	4730-263-3124	PLUG, PIPE: compressor oil filter bottom		EA		1	*	*	*	*	29	12
X2 0 00685	4730-744-1256	PLUG, PIPE: receiver oil return pipe, 1/8-27 thd size 901204-1 (83179)		EA		1					33	10
0 00686	5305-724-7221	SCREW, CAP, HEXAGON HEAD		EA		8	*	*	*	*	33	19
0 00687	5305-269-3209	SCREW, CAP, HEXAGON HEAD: oil filter bracket mtg		EA		4	*	*	*	*	29	7
X2 0 00688		SCREW, MACHINE: oil cooler hose clamp 900335-513 (83179)		EA		1					31	5
X2 0 00689		STRAP, TUBE: plastic tube retaining 222487 (83179)		EA		2					33	6
X2 0 00690		TEE, PIPE, OIL: filter inlet 3/4-18 thd size 901090-5 (83179)		EA		1					29	19
0 00691	4730-984-5108	TEE, PIPE: oil filter outlet 3/4-14 thd size		EA		1	*	*	*	*	29	13
X2 0 00692		TEE, PIPE: relief valve tube to compressor one end pipe, 1/4-18 thd size, other end and side, 1/4 in. tube 906258-42 (83179)		EA		1					30	15
P 0 00693	4310-678-0049	THERMOSTAT, OIL: relief valve VD10928 (96452)		EA		1	*	*	*	*	30	4
M 0 00694		TUBE ASSEMBLY 3233651-24 (83179) MANUFACTURE FROM:		EA		1					33	9
0 00695	4730-985-0642	NUT, TUBE COUPLING		EA		2	*	*	*	*		

(1) SMR CODE INDEX NO.	(2) FEDERAL STOCK NUMBER	(3) DESCRIPT REFERENCE NO. & MFR. CODE	(4) UNIT OF ISSUE	(5) QTY INC IN UNIT PACK	(6) QTY INC IN UNIT	(7) 15-DAY ORGANIZATIONAL MAINTENANCE ALW				(8) ILLUS- TRATION	
						(a)	(b)	(c)	(d)	(a)	(b)
						1-5	6-20	21-50	51-100	FIG NO.	ITEM NO.
0 00696	4730-980-2819	SLEEVE	EA		2	*	*	*	*		
P 0 00697	4710-278-2184	TUBE, COPPER: 3/8 in. od, 0.081 in. wall thk (14 in. required)	FT			SEE	GRP	9501			
M 0 00698		TUBE ASSEMBLY: control valve to compressor bottom 3223651-23 (83179) MANUFACTURE FROM:	EA		1						
0 00699	4730-985-0642	NUT, TUBE COUPLING	EA		2	*	*	*	*	30	17
0 00700	4730-980-2819	SLEEVE	EA		2	*	*	*	*	30	18
P 0 00701	4710-278-2184	TUBE, COPPER: 3/8 in. od, 0.031 in. wall thk (17 in. required)	FT			SEE	GRP	9501		30	16
X2 0 00702		UNION, FEMALE: oil cooler to hose (special) 903697-8 (83179)	EA		2					31	2
X2 0 00703		UNION, MALE-FEMALE: compressor, oil filter (special) 903686-8 (83179)	EA		1					29	18
X2 0 00704		UNION, MALE-FEMALE: safety valve (special) 903686-8 (83179)	EA		1					30	6
X2 0 00705	4820-959-8193	VALVE, GLOBE: receiver oil drain 410 (14959)	EA		1					32	10
P 0 00706	4310-646-9013	VALVE, OIL CONTROL A222016 (83179)	EA		1	*	*	*	*	30	
X2 0 00707		ACTUATOR, VALVE: oil control 720 (78124)	EA		1					30	38
X1 00708		BODY, VALVE: oil control 799 (78124)	EA		1					30	8
X1 00709		BODY, VALVE: oil control 23 (78124)	EA		1					30	23
X2 0 00710		BOLT, DIAPHRAGM: oil control 213 (78124)	EA		1					30	24

(1) SMR CODE INDEX NO.	(2) FEDERAL STOCK NUMBER	(3) DESCRIPTION REFERENCE NO. & MFR. CODE USABLE ON CODE	(4) UNIT OF ISSUE	(5) QTY INC IN UNIT PACK	(6) QTY INC IN UNIT	(7) 15-DAY ORGANIZATIONAL MAINTENANCE ALW				(8) ILLUS- TRATION	
						(a)	(b)	(c)	(d)	(a)	(b)
						1-5	6-20	21-50	51-100	FIG NO.	ITEM NO.
X2 0 00711		BOLT, VALVE: oil control, 1/4-28 thd size, 1 1/4 in. lg 215 (78124)	EA		4					30	22
X1 00712		HOUSING: oil control 33 (78124)	EA		1					30	12
X2 0 00713		NUT, VALVE: oil control, 1/4-28 thd size, 102 (78124)	EA		6					30	20
X2 0 00714		PLATE, DIAPHRAGM: oil control 771 (78124)	EA		2					30	26
X2 0 00715	5340-877-5967	SHIM, VALVE: oil control 304 (78124)	EA		2					30	25
X2 0 00716		STUD, VALVE: oil control, 1/4-28 thd size, 1 1/2 in. lg 226 (78124)	EA		2					30	13
0 00717	5310-809-4061	WASHER, FLAT: oil filter mtg	EA		4	*	*	*	*	29	8
0 00718	5310-820-6653	WASHER, LOCK	EA		8	*	*	*	*	33	18
X2 0 00719		WASHER, LOCK: oil cooler hose clamp 905631-14 (83179)	EA		1					31	8
0 00720	5310-637-9541	WASHER, LOCK: oil filter bracket mtg	EA		4	*	*	*	*	29	10
X2 0 00721	6620-962-6132	WASHER: thermostat mtg, oil control valve TA10910 (96452)	EA		1					30	3
00722		5008 - AIR INTAKES									
X2 0 00723		ADAPTER, HOSE 1224268 (83179)	EA		1					34	5
X2 0 00724		CLAMP, HOSE: air cleaner 904696-36 (83179)	EA		2					7	21
X2 0 00725	4310-979-0535	CONNECTOR: compressor to receiver tube A221415-1 (83179)	EA		1					34	1

(1) SMR CODE INDEX NO.	(2) FEDERAL STOCK NUMBER	(3) DESCRIPTION REFERENCE NO. & MFR. CODE USABLE ON CODE		(4) UNIT OF ISSUE	(5) QTY INC IN UNIT PACK	(6) QTY INC IN UNIT	(7) 15-DAY ORGANIZATIONAL MAINTENANCE ALW				(8) ILLUS- TRATION	
							(a) 1-5	(b) 6-20	(c) 21-50	(d) 51-100	(a) FIG NO.	(b) ITEM NO.
X2 0 00726		ELBOW, PIPE: oil line to compressor flange intake 901046-2 (83179)		EA		1					34	2
X2 0 00727		FILTER, AIR 200668 (00736)		EA		1	SEE	GRP	9901		7	
X2 0 00728		BODY: air cleaner 200668-156 (00736)		EA		1	SEE	GRP	9901		7	10
X2 0 00729		BOWL, AIR CLEANER 200146-860 (00736)		EA		1	SEE	GRP	9901		7	14
X2 0 00730		BRACKET: air cleaner mtg J350AA145 (00736)		EA		2	SEE	GRP	9901		7	23
P 0 00731	2940-225-4832	ELEMENT, AIR CLEANER 200146-07 (00736)		EA		1	SEE	GRP	9901		7	16
0 00732	5310-732-0558	NUT, PLAIN, HEXAGON: bracket retaining MS51967-8 (96906)		EA		2	*	*	*	*	7	25
X2 0 00733		NUT, WING: louver plate mtg WCO40 (00736)		EA		1					7	15
P 0 00734	5330-760-6122	PACKING, PREFORMED: bowl to body 200146-207 (00736)		EA		1	SEE	GRP	9901		7	11
X2 0 00735		PLATE, LOUVER: air cleaner 200146-115 (00736)		EA		1	SEE	GRP	9901		7	13
X2 0 00736		RETAINER, ELEMENT B19333-267 (00736)		EA		1	SEE	GRP	9901		7	12
X2 0 00737		SCREW, CAP, HEXAGON HEAD: bracket retaining 17240 (00736)		EA		2					7	22
X2 0 00738		WASHER, LOCK: bracket retaining 22703 (00736)		EA		2					7	24
X2 0 00739	4720-928-3617	HOSE, AIR DUCT: compressor to air cleaner 519013-10 (83179)		EA		1					7	4
X2 0 00740		NIPPLE, CLOSE: flange to valve, 2 1/2-8 thd size, 3 in. lg 902466-1276 (83179)		EA		1					34	3

(1) SMR CODE INDEX NO.	(2) FEDERAL STOCK NUMBER	(3) DESCRIPTION REFERENCE NO. & MFR. CODE USABLE ON CODE	(4) UNIT OF ISSUE	(5) QTY INC IN UNIT PACK	(6) QTY INC IN UNIT	(7) 15-DAY ORGANIZATIONAL MAINTENANCE ALW				(8) ILLUS- TRATION	
						(a)	(b)	(c)	(d)	(a)	(b)
						1-5	6-20	21-50	51-100	FIG NO.	ITEM NO.
0 00741	4730-042-8988	PLUG, PIPE: inlet flange	EA		1	*	*	*	*	34	8
X2 0 00742		PRE-CLEANER, AIR CLEANER 200863 (00736)	EA		1	SEE	GRP	9901		7	9
P 0 00743	2910-225-4831	VALVE ASSEMBLY, AIR INLET 519249 (83179)	EA		1	*	*	*	*		
X2 0 00744		LEVER 1224252 (83179)	EA		1					34	7
X2 0 00745		PIN, SPRING 904685-41 (83179)	EA		1					34	6
X2 0 00746		VALVE SUB-ASSEMBLY 519055-2 (83179)	EA		1					34	4
00747		5009 - UNLOADER SYSTEM COMPONENTS									
0 00748	4730-193-0869	BUSHING, PIPE: blowdown valve top, 3/8-18 to 1/8-27 thd size	EA		1	*	*	*	*	35	13
X2 0 00749		CONNECTOR, PIPE: blowdown bushing to tube, 1/8-27 pipe, 1/4 in. tube 906251-44 (83179)	EA		2					35	14
0 00750	4730-278-4822	ELBOW, PIPE: valve relief	EA		1	*	*	*	*	35	8
X2 0 00751		ELBOW, TUBE: valve to tube, 3/8-18 thd size, 3/8 in. tube 906255-66 (83179)	EA		1					35	15
P 0 00752	4310-997-1445	SEPARATOR, MOISTURE 519233 (83179)	EA		1	*	*	*	*		
X2 0 00753		CROSS PIPE: blowdown valve, 3/8-18 pipe 901108-3 (83179)	EA		1					35	6
X2 0 00754		NIPPLE, PIPE: valve to cross 902469-57 (83179)	EA		1					35	16
X2 0 00755		NOZZLE: moisture separator 1224255 (83179)	EA		1					35	5

(1) SMR CODE INDEX NO.	(2) FEDERAL STOCK NUMBER	(3) DESCRIPTION REFERENCE NO. & MFR. CODE USABLE ON CODE		(4) UNIT OF ISSUE	(5) QTY INC IN UNIT PACK	(6) QTY INC IN UNIT	(7) 15-DAY ORGANIZATIONAL MAINTENANCE ALW				(8) ILLUS- TRATION	
							(a)	(b)	(c)	(d)	(a)	(b)
							1-5	6-20	21-50	51-100	FIG NO.	ITEM NO.
X2 0 00756		STUD, MOUNTING: blowdown valve (special) 3341 (63686)		EA		1					35	7
X2 0 00757		TEE, PIPE: nozzle to tube, one end 1/8-27 thd size, other end and side 1/4 in. tube 906258-42 (83179)		EA		1					35	4
M 0 00758		TUBE ASSEMBLY: blowdown valve to compressor 3223651-18 (83179) MANUFACTURE FROM:		EA		1						
0 00759	4730-985-0642	NUT, TUBE COUPLING		EA		2	*	*	*	*	35	2
0 00760	4730-980-2819	SLEEVE		EA		2	*	*	*	*	35	3
X2 0 00761		TUBING, COPPER (24 in. required) 1223651-18 (83179)		EA		1					35	1
P 0 R 00762	4820-980-2822	VALVE, BLOWDOWN EV375C1 (92029)		EA		1	*	*	*	*		
X1 00763		BODY: valve EX375-1C1 (92029)		EA		1					35	12
X1 00764		BONNET, VALVE EX375-2C1 (92029)		EA		1					35	10
X1 00765		DIAPHRAGM, VALVE EX375-3C1 (92029)		EA		1					35	11
X1 00766		SCREW, MACHINE: blowdown valve cover mtg, No. 8-32 thd size 2-832-7FPS (92029)		EA		4					35	9
00767		5012 - THROTTLING DEVICES										
X2 0 00768	3040-978-2983	BALL JOINT: air control valve link A221376 (83179)		EA		1	SEE	GRP	9901		36	34
X2 0 00769	2910-306-1217	BALL JOINT: air control valve link A221898 (83179)		EA		1	SEE	GRP	9901		36	7
0 00770	5306-225-8499	BOLT, MACHINE: valve to bracket		EA		3	*	*	*	*	36	1

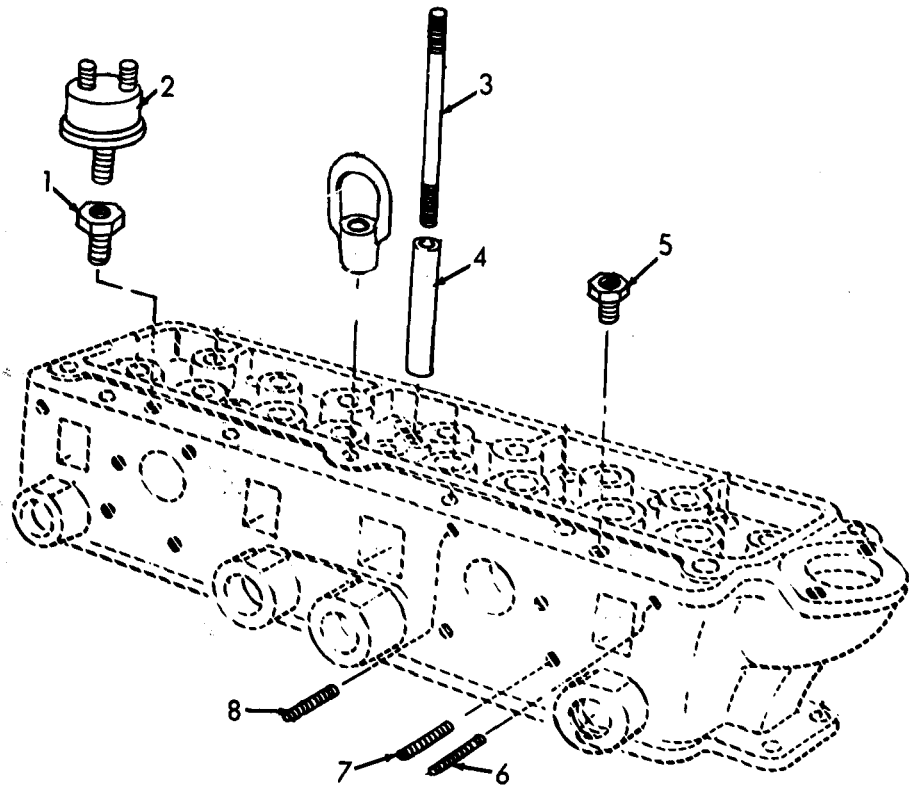
(1) SMR CODE INDEX NO.	(2) FEDERAL STOCK NUMBER	(3) DESCRIPTION REFERENCE NO. & MFR. CODE USABLE ON CODE		(4) UNIT OF ISSUE	(5) QTY INC IN UNIT PACK	(6) QTY INC IN UNIT	(7) 15-DAY ORGANIZATIONAL MAINTENANCE ALW				(8) ILLUS- TRATION	
							(a) 1-5	(b) 6-20	(c) 21-50	(d) 51-100	(a) FIG NO.	(b) ITEM NO.
X2 0 00771		BRACKET, CONTROL VALVE MTG 1224251 (83179)		EA		1					36	5
P 0 00772	2910-929-8260	CONTROL ASSEMBLY 514086-26 (83179)		EA		1	*	*	*	*	36	
X2 0 00773		BODY, CONTROL VALVE 1224450 (83179)		EA		1					36	25
P 0 00774	4310-225-4795	DIAPHRAGM, CONDUCTOR 1224458 (83179)		EA		2	*	*	2	2	36	26
P 0 00775	4310-225-4796	DIAPHRAGM, PILOT 1224457 (83179)		EA		1	*	*	*	2	36	20
X2 0 00776		GUIDE, SPRING 1224453 (83179)		EA		1					36	15
X2 0 00777		HOUSING, VALVE 1224451 (83179)		EA		1					36	12
X2 0 00778		LEVER, CONTROL: throttle 1224448 (83179)		EA		1					36	30
0 00779	5310-022-0071	NUT, PLAIN, HEXAGON: housing mtg		EA		4	*	*	*	*	36	11
0 00780	5310-880-8189	NUT, PLAIN, HEXAGON: throttle spring adjusting		EA		1	*	*	*	*	36	13
0 00781	5310-880-7744	NUT, PLAIN, HEXAGON: valve needle		EA		1	*	*	*	*	36	17
0 00782	5315-839-5820	PIN, COTTER: pilot pin mtg		EA		4	*	*	*	*	36	29
X2 0 00783		PIN, PILOT: control lever mtg 1224520 (83179)		EA		2					36	28
X2 0 00784		PLUNGER ASSEMBLY: throttle lever 1224456 (83179)		EA		1					36	36
X2 0 00785		REST, SPRING: air pressure adjusting 1224454 (83179)		EA		1					36	19

(1) SMR CODE	(2) FEDERAL STOCK NUMBER	(3) DESCRIPTION	(4) UNIT OF ISSUE	(5) QTY INC IN UNIT PACK	(6) QTY INC IN UNIT	(7) 15-DAY ORGANIZATIONAL MAINTENANCE ALW				(8) ILLUS- TRATION	
						(a)	(b)	(c)	(d)	(a)	(b)
						1-5	6-20	21-50	51-100	FIG NO.	ITEM NO.
X2 0 00786		RETAINER, DIAPHRAGM: control valve 1224452 (83179)	EA		1					36	27
0 00787	5305-269-3211	SCREW, CAP, HEXAGON HEAD: air pressure adjusting	EA		1	*	*	*	*	36	14
0 00788	5305-269-3218	SCREW, CAP, HEXAGON HEAD: diaphragm retainer to housing	EA		4	*	*	*	*	36	35
P 0 00789	2910-225-4829	SPRING: air pressure adjusting 1224462 (83179)	EA		1	*	*	*	*	36	16
P 0 00790	2910-225-4830	SPRING: throttle adjusting 1224461 (83179)	EA		2	*	*	*	2	36	8
P 0 00791	4820-225-4794	STEM, FUEL CONTROL VALVE 1224463 (83179)	EA		1	*	*	*	*	36	22
X2 0 00792		STUD, SPECIAL: throttle spring adjusting stud 1224455 (83179)	EA		1					36	9
0 00793	5310-011-5549	WASHER, LOCK: housing to diaphragm retainer mtg	EA		4	*	*	*	*	36	10
0 00794	5310-011-5548	WASHER, LOCK: needle valve retaining	EA		1	*	*	*	*	36	18
X2 0 00795		WASHER, PLAIN: needle valve, 5/16 in. id, 3/4 in. od, 3/64 in. thk AF945-5P (81349)	EA		1					36	21
0 00796	4730-990-1749	ELBOW, PIPE TO TUBE: body to tube	EA		2	*	*	*	*	36	24
X2 0 00797		LINK: air control valve to fuel pump 1224254 (83179)	EA		1					36	24
X2 0 00798		NUT, JAM: air control valve link, 1/4-28 thd size, lh 900214-21 (83179)	EA		2					36	31
0 00799	5310-616-1418	NUT, PLAIN, HEXAGON: air control valve link	EA		1	*	*	*	*	36	33
0 00800	5305-269-3209	SCREW, CAP, HEXAGON HEAD: bracket mtg	EA		2	*	*	*	*	36	3

(1) SMR CODE INDEX NO.	(2) FEDERAL STOCK NUMBER	(3) DESCRIPTION REFERENCE NO. & MFR. CODE USABLE ON CODE		(4) UNIT OF ISSUE	(5) QTY INC IN UNIT PACK	(6) QTY INC IN UNIT	(7) 15-DAY ORGANIZATIONAL MAINTENANCE ALW				(8) ILLUS- TRATION	
							(a)	(b)	(c)	(d)	(a) FIG NO.	(b) ITEM NO.
							1-5	6-20	21-50	51-100		
X2 0 00816		ELBOW, PIPE, STREET: safety valve mtg, 3/4-14 thd size 901046-5 (83179)		EA		1					33	1
X2 0 00817		ELBOW, PIPE TO TUBE: receiver cover to tube, 1/4-18 thd size, 3/8 in. tube 906255-64 (83179)		EA		1					33	22
X2 0 00818		NIPPLE, PIPE: air receiver line 902466-306 (83179)		EA		1					34	11
X2 0 00819		NIPPLE, PIPE: receiver cover, 3/4-14 thd size, 10 in. lg 902466-275 (83179)		EA		1					33	21
X2 0 00820	4310-999-5983	ORIFICE: air restriction 1224281 (83179)		EA		1					33	4
X2 0 00821		STRAP, HOLDING: oil line to air line 222487 (83179)		EA		2					33	6
X2 0 00822	4730-984-5108	TEE, PIPE: air receiver safety valve and hose, 3/4-14 thd size, one end male, other end and side female 906350-4 (83179)		EA		1					33	2
M 0 00823		TUBE ASSEMBLY: blowdown valve to receiver 3223651-19 (83179) MANUFACTURE FROM:		EA		1					33	8
X2 0 00824	4730-957-7438	NUT, TUBE COUPLING 906248-6 (83179)		EA		2						
X2 0 00825	4730-980-2820	SLEEVE, TUBE COUPLING 906247-6 (83179)		EA		2						
P 0 00826	4710-278-2184	TUBE, COPPER, 3/8 in. od, X.031 in. wall thickness (7 ft required)		FT			SEE	GRP	9501			
X2 0 00827		UNION, PIPE: air outlet (special) 900716-17 (83179)		EA		1					33	5
P 0 00828	4820-225-4793	VALVE, SAFETY RELIEF 3209277-21 (83179)		EA		1	*	*	*	*	33	20

(1) SMR CODE INDEX NO.	(2) FEDERAL STOCK NUMBER	(3) DESCRIPTION REFERENCE NO. & MFR. CODE USABLE ON CODE		(4) UNIT OF ISSUE	(5) QTY INC IN UNIT PACK	(6) QTY INC IN UNIT	(7) 15-DAY ORGANIZATIONAL MAINTENANCE ALW				(8) ILLUS- TRATION	
							(a)	(b)	(c)	(d)	(a)	(b)
							1-5	6-20	21-50	51-100	FIG NO.	ITEM NO.
00829		GROUP 76 - FIRE FIGHTING EQUIPMENT COMPONENTS										
00830		7638 - PORTABLE FIRE FIGHTING EQUIPMENT (Includes Fire Extinguishers)										
X2 0 00831		BRACKET ASSEMBLY: fire extinguisher 999-21057 (99539)		EA		1						
P 0 00832	4210-889-2221	EXTINGUISHER, FIRE CP2-3-4-21050 (99539)		EA		1	*	*	*	*		
0 00833	5310-934-9751	NUT, PLAIN, HEXAGON: bracket mtg		EA		6	*	*	*	*		
0 00834	5305-984-6212	SCREW, MACHINE: bracket mtg		EA		6	*	*	*	*		
X2 0 00835		TAG, RECORD 999-21059 (99539)		EA		1						
X2 0 00836		WASHER, LOCK: bracket mtg 905631-8 (83179)		EA		6						
X2 0 00837		WIRE, SEAL: fire extinguisher 999-2915 (99539)		EA		1						
00838		GROUP 95 - GENERAL USE STANDARDIZED PARTS										
00839		9501 - BULK MATERIEL										
P 0 00840	4710-278-2184	TUBE, COPPER: 3/8 in. od, 0.031 in. wall thk		FT			*	*	*	*		
P 0 00841	4710-136-8523	TUBE, COPPER (4 ft 4 in. required)		FT			*	*	*	*		
P 0 00842	4710-277-5524	TUBE, COPPER: 1/4 in. od, X .031 in. wall thickness		FT			*	*	*	*		
00843		GROUP 99 - PARTS PECULIAR										
00844		9901 - MULTI-LISTED PARTS										
X2 0 00845	2910-306-1217	BALL JOINT A221898 (83179)		EA		2						

(1) SMR CODE INDEX NO.	(2) FEDERAL STOCK NUMBER	(3) DESCRIPTION REFERENCE NO. & MFR. CODE USABLE ON CODE		(4) UNIT OF ISSUE	(5) QTY INC IN UNIT PACK	(6) QTY INC IN UNIT	(7) 15-DAY ORGANIZATIONAL MAINTENANCE ALW				(8) ILLUS- TRATION	
							(a)	(b)	(c)	(d)	(a)	(b)
							1-5	6-20	21-50	51-100	FIG NO.	ITEM NO.
00829		GROUP 76 - FIRE FIGHTING EQUIPMENT COMPONENTS										
00830		7638 - PORTABLE FIRE FIGHTING EQUIPMENT (Includes Fire Extinguishers)										
X2 0 00831		BRACKET ASSEMBLY: fire extinguisher 999-21057 (99539)		EA		1						
P 0 00832	4210-889-2221	EXTINGUISHER, FIRE CP2-3-4-21050 (99539)		EA		1	*	*	*	*		
0 00833	5310-934-9751	NUT, PLAIN, HEXAGON: bracket mtg		EA		6	*	*	*	*		
0 00834	5305-984-6212	SCREW, MACHINE: bracket mtg		EA		6	*	*	*	*		
X2 0 00835		TAG, RECORD 999-21059 (99539)		EA		1						
X2 0 00836		WASHER, LOCK: bracket mtg 905631-8 (83179)		EA		6						
X2 0 00837		WIRE, SEAL: fire extinguisher 999-2915 (99539)		EA		1						
00838		GROUP 95 - GENERAL USE STANDARDIZED PARTS										
00839		9501 - BULK MATERIEL										
P 0 00840	4710-278-2184	TUBE, COPPER: 3/8 in. od, 0.031 in. wall thk		FT			*	*	*	*		
P 0 00841	4710-136-8523	TUBE, COPPER (4 ft 4 in. required)		FT			*	*	*	*		
P 0 00842	4710-277-5524	TUBE, COPPER: 1/4 in. od, X .031 in. wall thickness		FT			*	*	*	*		
00843		GROUP 99 - PARTS PECULIAR										
00844		9901 - MULTI-LISTED PARTS										
X2 0 00845	2910-306-1217	BALL JOINT A221898 (83179)		EA		2						

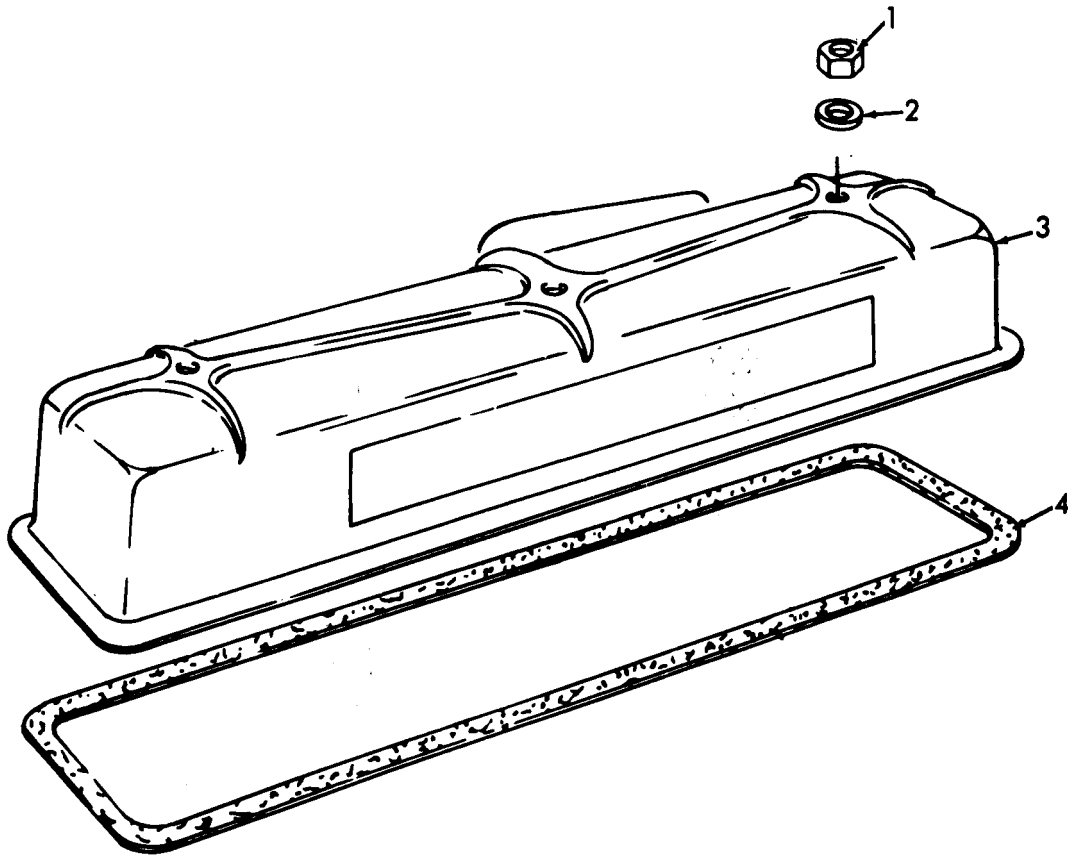


ME 4310-247-20P/1

Figure 1. Cylinder Head.

INDEX TO PARTS, FIGURE 1

Reference Number	Functional Group	Item Name
1	0503	BUSHING
2	0610	SWITCH
3	0101	STUD
4	0105	SPACER
5	0 2	BUSHING
6	0101	STUD
7	0101	STUD
8	0101	STUD




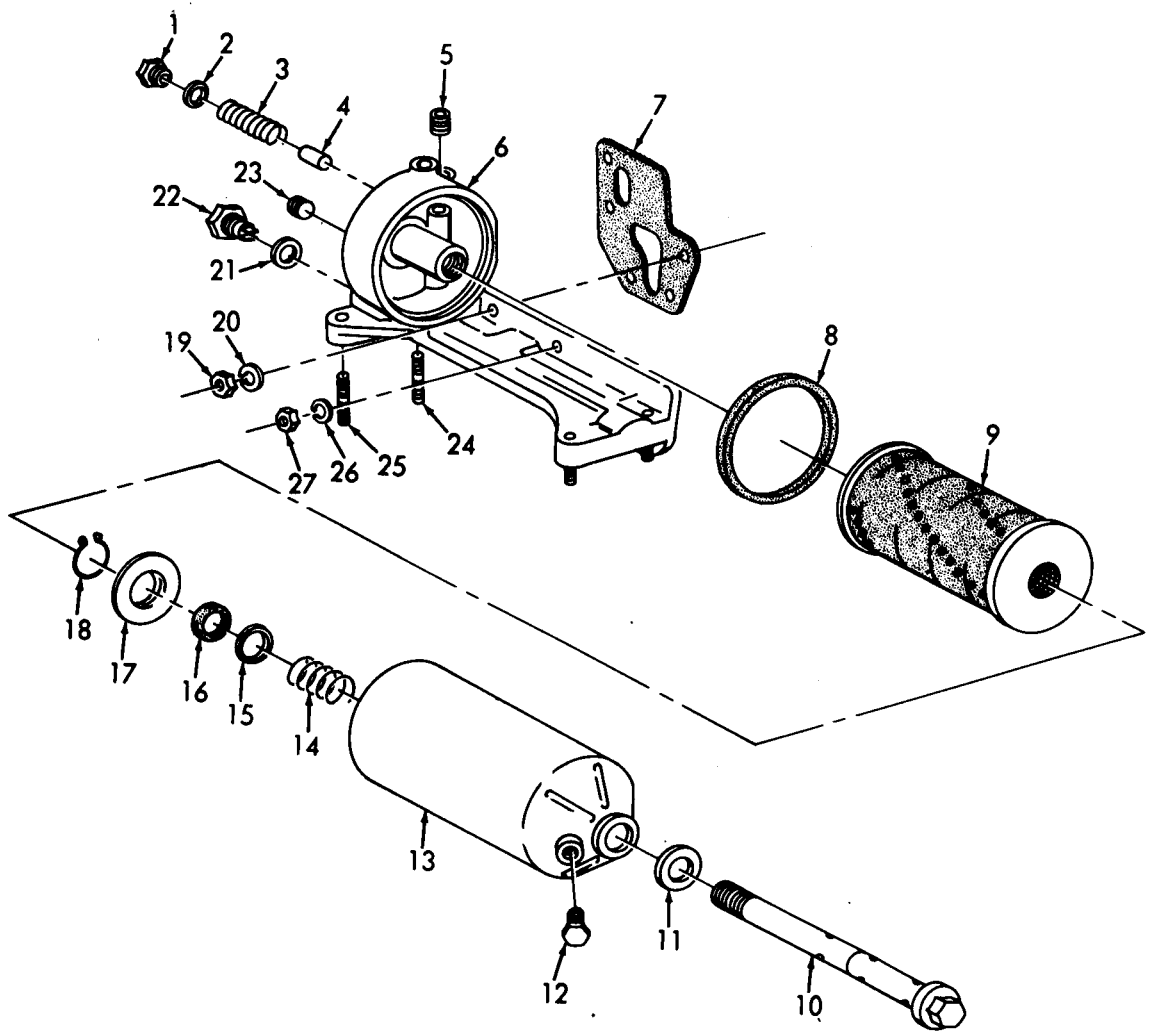
ME 4310-247-20P/2

Figure 2. Cylinder Head Cover.

INDEX TO PARTS, FIGURE 2

Reference Number	Functional Group	Item Name
1	0105	NUT
2	0105	GASKET
3	0105	COVER
4	0105	GASKET



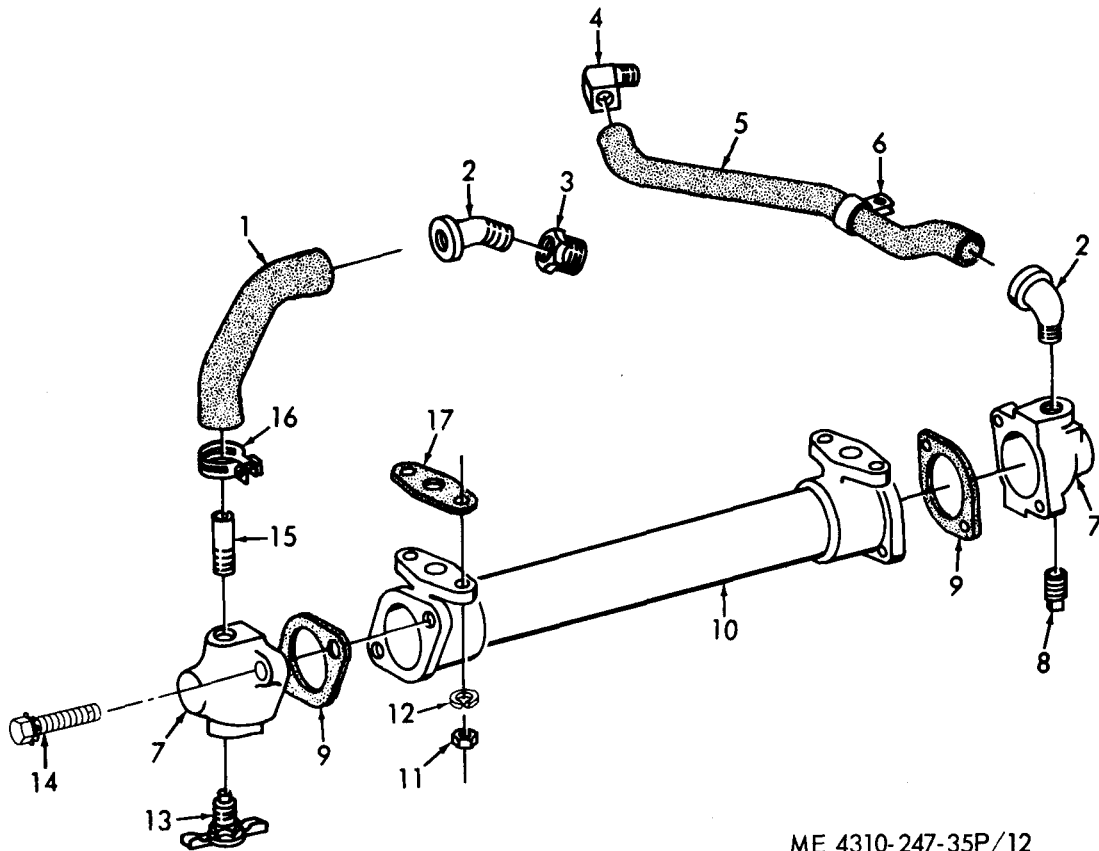


ME 4310-247-35P/11

Figure 3. Engine Oil Filter.

INDEX TO PARTS, FIGURE 3

Reference Number	Functional Group	Item Name	Reference Number	Functional Group	Item Name
1	0106	PLUG	15	0106	SPACER
2	0106	GASKET	16	0106	SEAL
3	0106	SPRING	17	0106	ADAPTER
4	0106	VALVE	18	0106	RING
5	0106	PLUG	19	0106	NUT
6	0106	BASE	20	0106	WASHER
7	0106	GASKET	21	0106	PLUG
8	0106	WASHER	22	0106	PLUG
9	0106	FILTER ELEMENT	23	0106	GASKET
10	0106	BOLT	24	0106	STUD
11	0106	DYNA-SEAL	25	0106	STUD
12	0106	PLUG	26	0106	WASHER
13	0106	BODY AY	27	0106	NUT
14	0106	SPRING			

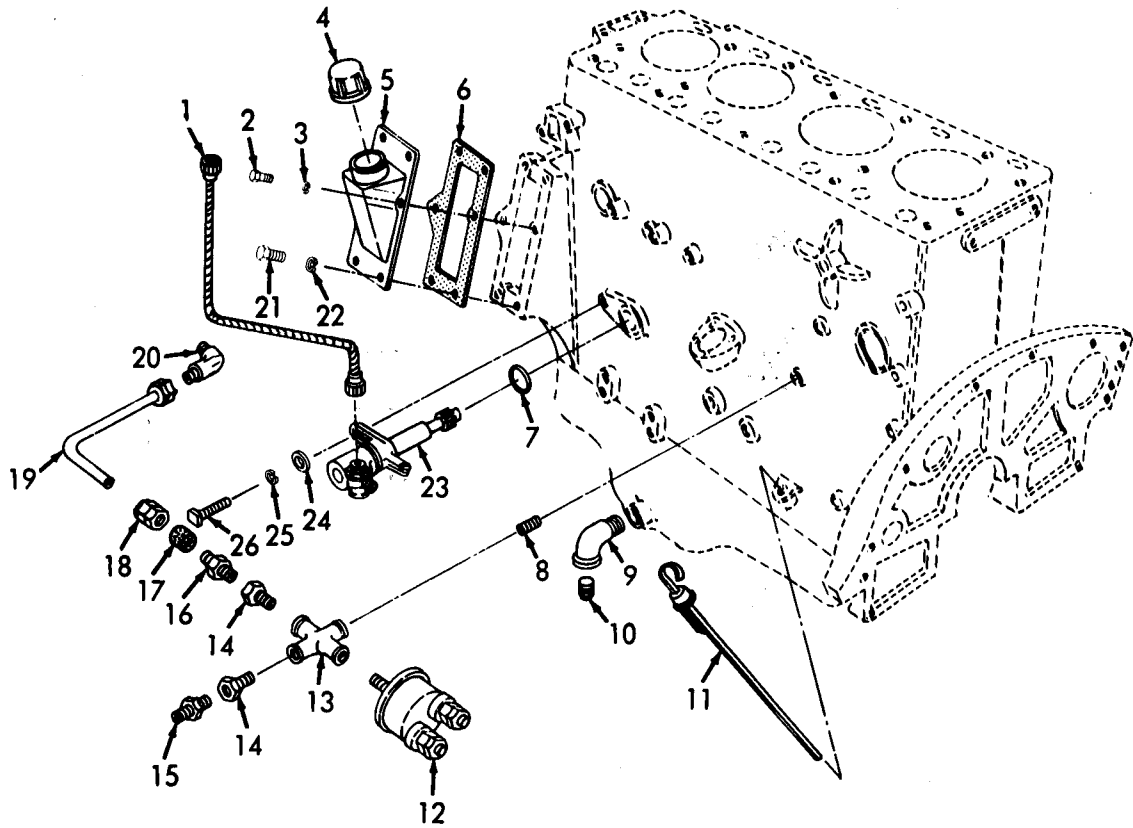


ME 4310-247-35P/12

Figure 4. Engine Oil Cooler.

INDEX TO PARTS, FIGURE 4

Reference Number	Functional Group	Item Name	Reference Number	Functional Group	Item Name
1	0106	HOSE	10	0106	COOLER
2	0106	ELBOW	11	0106	NUT
3	0106	BUSHING	12	0106	WASHER
4	0106	ELBOW	13	0106	COCK
5	0106	HOSE	14	0106	SCREW-WASHER
6	0106	CLIP	15	0106	NIPPLE
7	0106	ELBOW	16	0106	CLAMP
8	0106	PLUG	17	0106	GASKET
9	0106	GASKET			

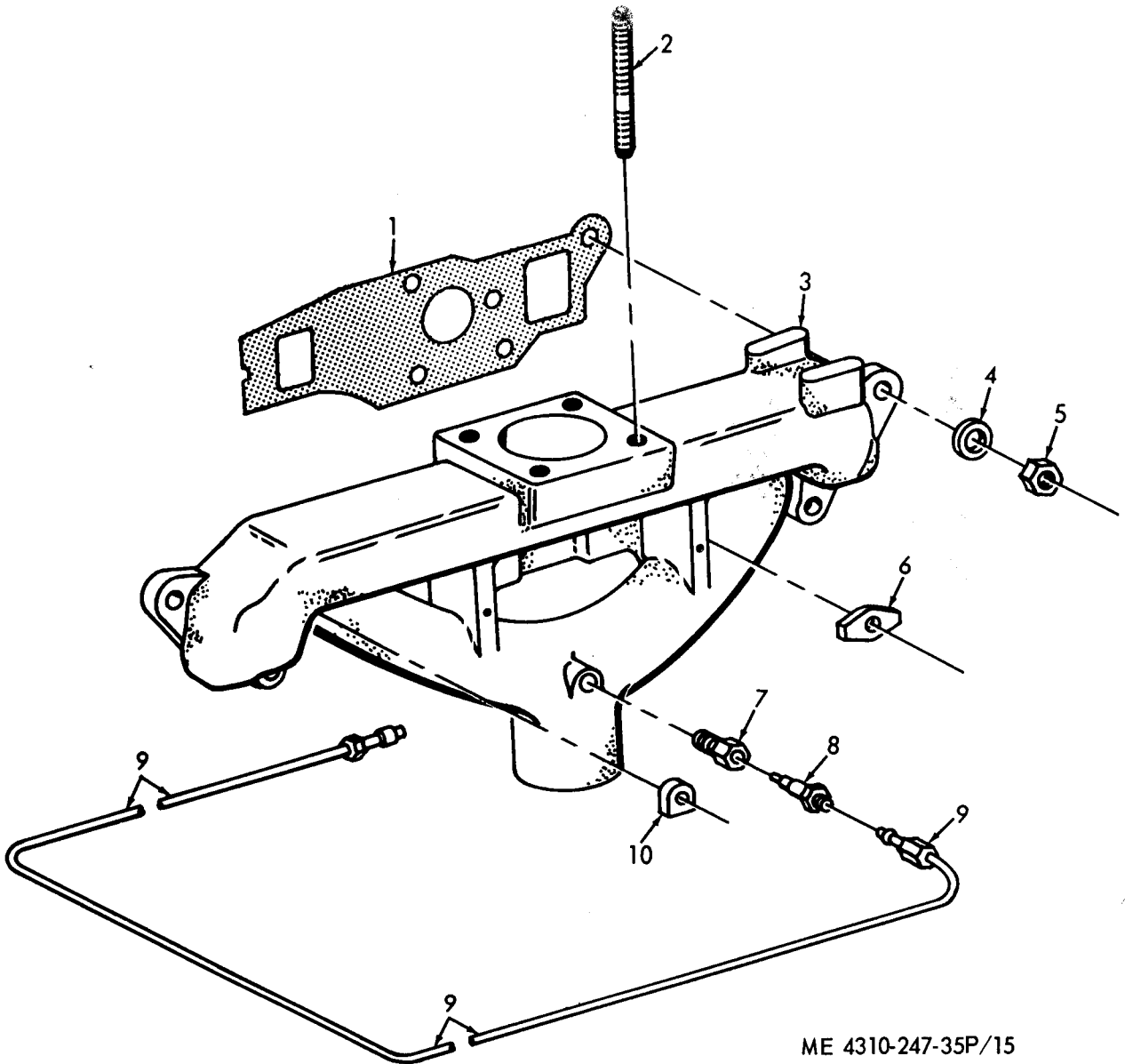


ME 4310-247-20P/5

Figure 5. Oil Filler Cap, Dipstick, Lines and Fittings.

INDEX TO PARTS, FIGURE 5

Reference Number	Functional Group	Item Name	Reference Number	Functional Group	Item Name
1	4703	SHAFT	14	0106	BUSHING
2	0106	SCREW	15	0106	ADAPTER
3	0106	WASHER	16	0106	ADAPTER
4	0106	CAP	17	0106	SLEEVE
5	0106	LID AY	18	0106	NUT
6	0106	GASKET	19	0106	TUBE AY
7	4703	PACKING	20	0106	ELBOW
8	0106	NIPPLE	21	0106	BOLT
9	0106	ELBOW	22	0106	WASHER
10	0106	PLUG	23	4703	ADAPTER
11	0106	GAGE	24	4703	WASHER
12	0610	SWITCH	25	4703	WASHER
13	0106	CROSS	26	4703	SCREW

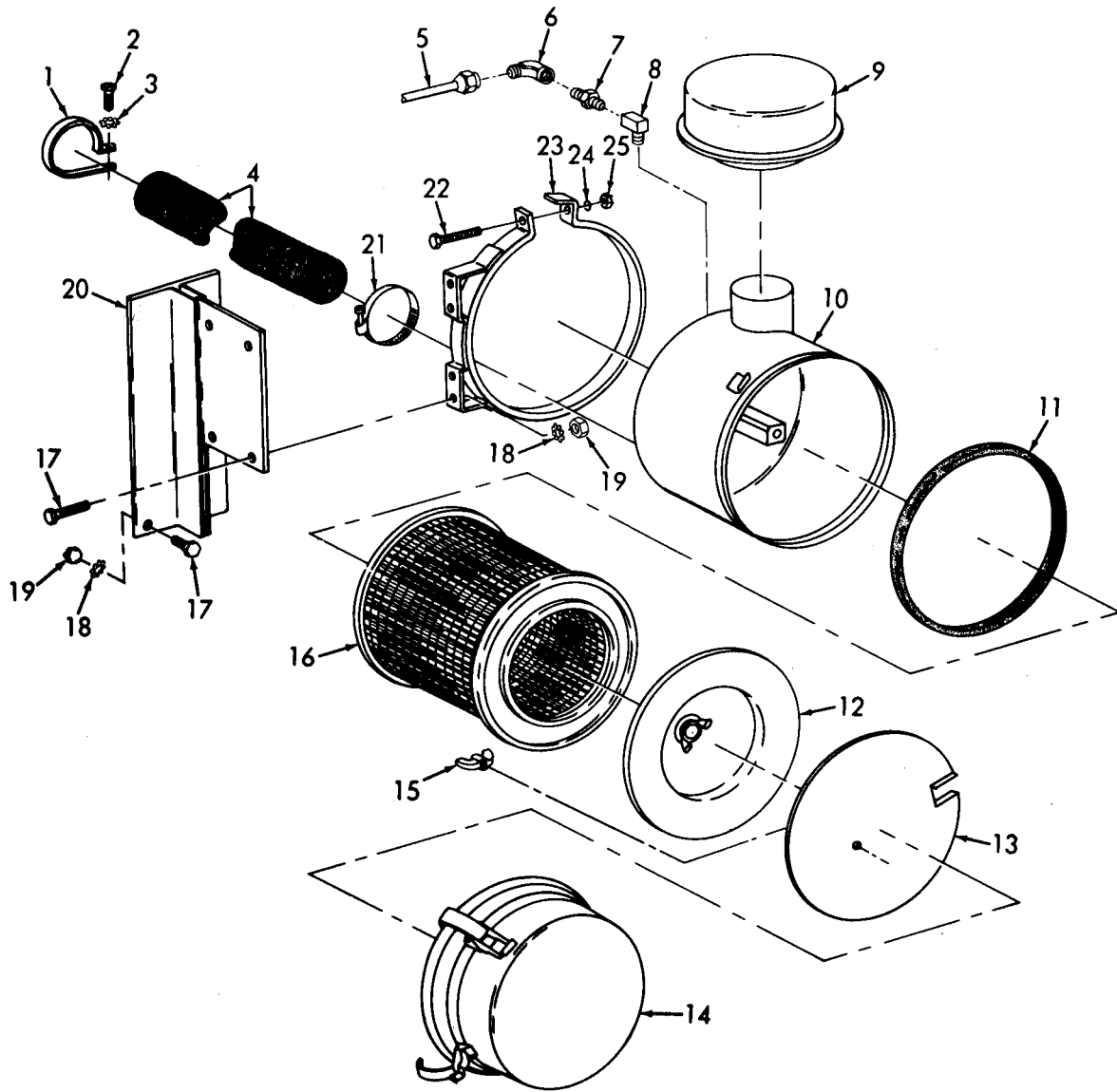


ME 4310-247-35P/15

Figure6. Manifold.

INDEX TO PARTS, FIGURE 6

Reference Number	Functional Group	Item Name	Reference Number	Functional Group	Item Name
1	0108	GASKET	6	0108	CLAMP
2	0108	STUD	7	0311	BUSHING
3	0108	MANIFOLD	8	0311	FITTING
4	0108	WASHER	9	0311	TUBE AY
5	0108	NUT	10	0108	WASHER

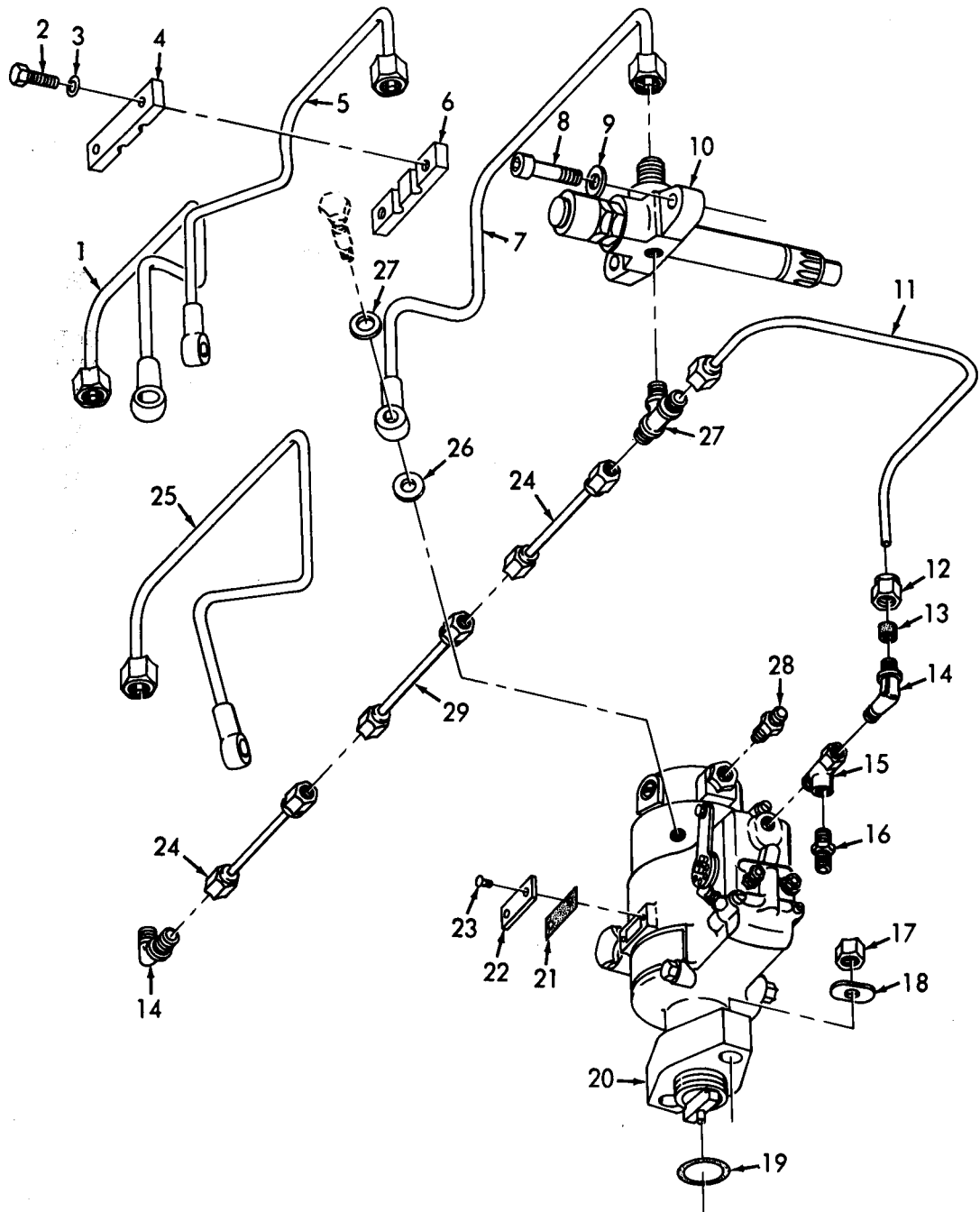


ME 4310-247-35P/21

Figure 7. Air Cleaner.

INDEX TO PARTS, FIGURE 7

Reference Number	Functional Group	Item Name	Reference Number	Functional Group	Item Name
1	0304	CLAMP	14	5008	BOWL
2	0304	SCREW	15	0304	NUT
3	0304	WASHER	15	5008	NUT
4	0304	HOSE	16	0304	ELEMENT
4	5008	HOSE	16	5008	ELEMENT
5	4702	TUBE	17	0304	SCREW
6	4702	ELBOW	18	0304	WASHER
7	4702	ADAPTER	19	0304	NUT
8	4702	ELBOW	20	0304	BRACKET
9	0304	PRE-CLEANER	21	0304	CLAMP
9	5008	PRE-CLEANER	21	5008	CLAMP
10	0304	BODY	22	0304	SCREW
10	5008	BODY	22	5008	SCREW
11	0304	PACKING	23	0304	BRACKET
11	5008	PACKING	23	5008	BRACKET
12	0304	RETAINER	24	0304	WASHER
12	5008	RETAINER	24	5008	WASHER
13	0304	PLATE	25	0304	NUT
13	5008	PLATE	25	5008	NUT
14	0304	BOWL			

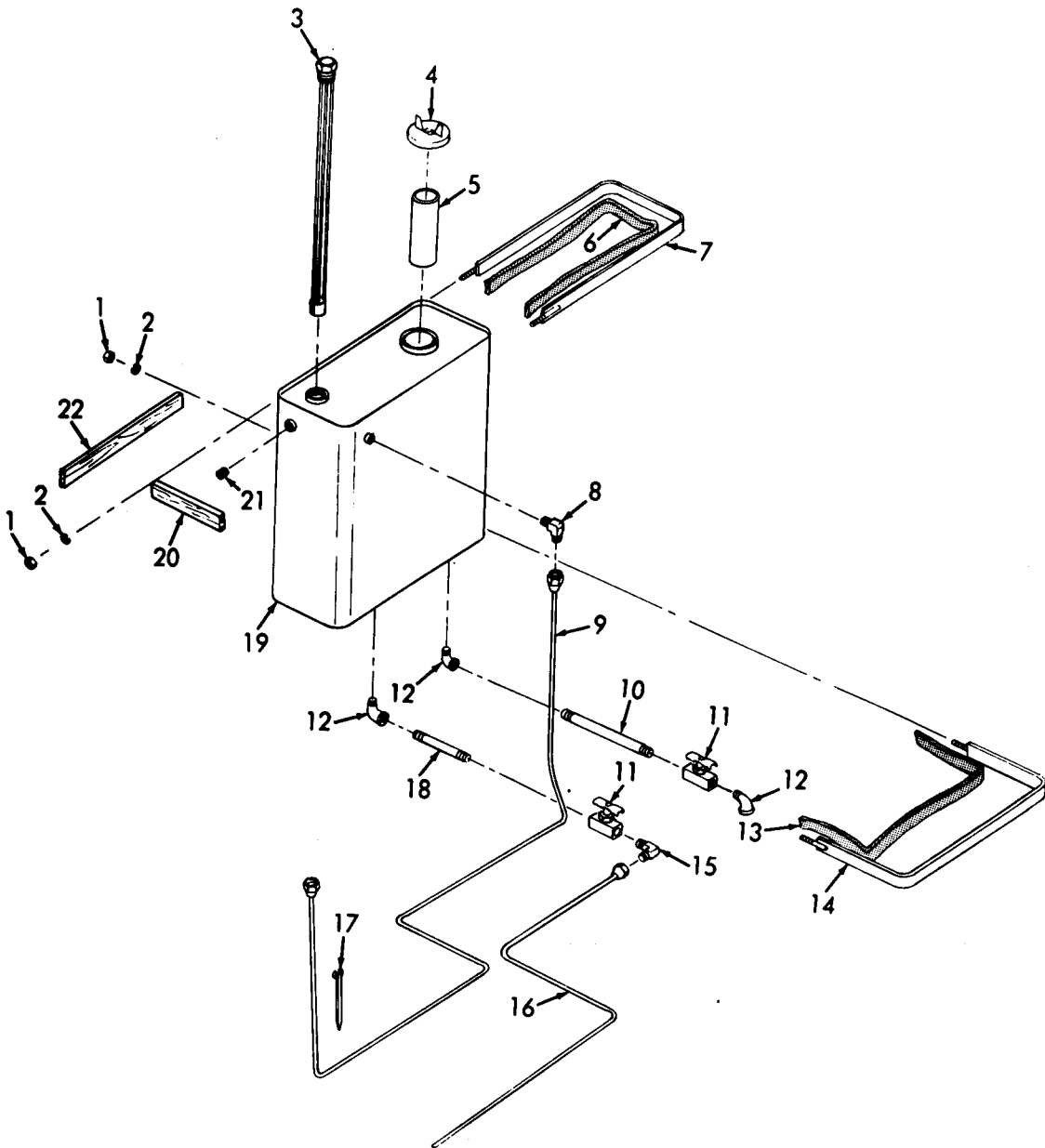


ME 4310-247-20P/8

Figure 8. Fuel Pump, Injector and Lines.

INDEX TO PARTS, FIGURE 8

Reference Number	Functional Group	Item Name	Reference Number	Functional Group	Item Name
1	0306	TUBE AY	16	0306	UNION
2	0306	SCREW	17	0302	NUT
3	0306	WASHER	18	0302	WASHER
4	0306	CLAMP	19	0302	SEAL
5	0306	TUBE AY	20	0302	PUMP
6	0306	CLAMP	21	0302	GASKET
7	0306	TUBE AY	22	0302	COVER
8	0301	BOLT	23	0302	SCREW
9	0301	WASHER	24	0306	TUBE
10	0301	NOZZLE AY	25	0306	TUBE AY
11	0306	TUBE	26	0302	WASHER
12	0306	NUT	27	0306	TEE
13	0306	SLEEVE	28	0306	ADAPTER
14	0306	ELBOW	29	0306	TUBE
15	0306	TEE			

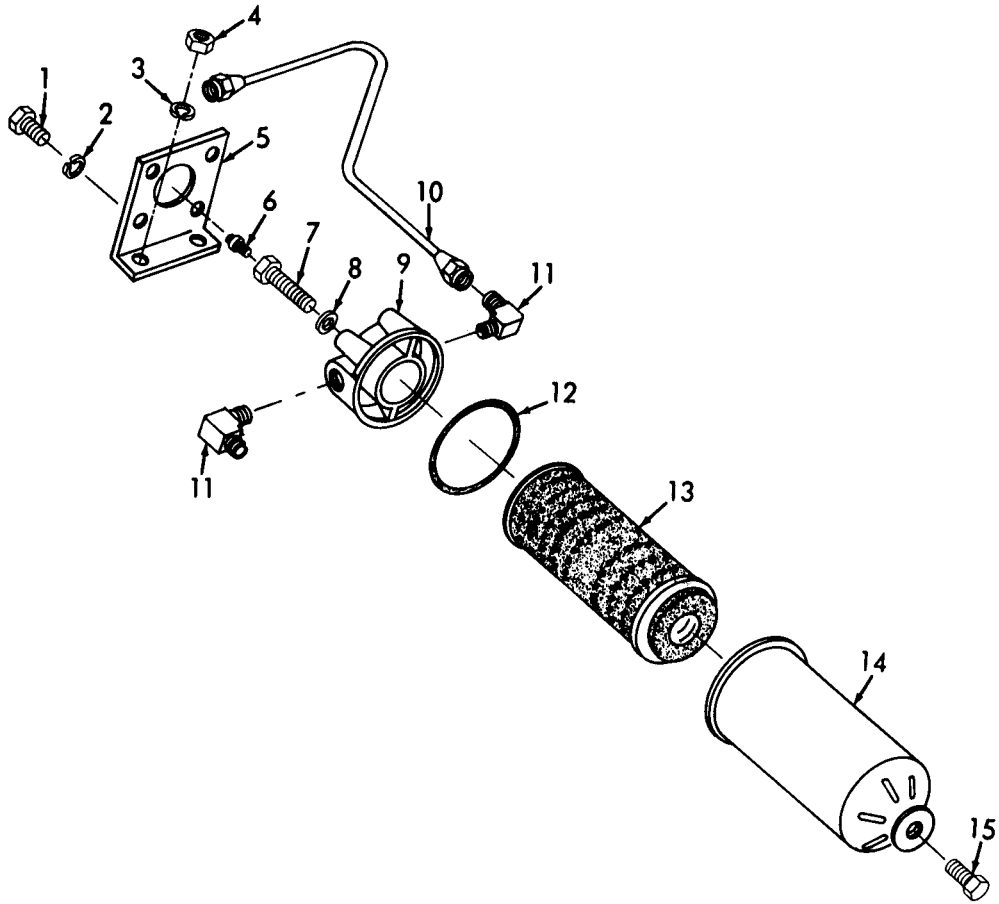


ME 4310-247-35P/23

Figure 9. Fuel Tank.

INDEX TO PARTS, FIGURE 9

Reference Number	Functional Group	Item Name	Reference Number	Functional Group	Item Name
1	0306	NUT	12	0306	ELBOW
2	0306	WASHER	13	0306	ANTI-SQUEAK
3	0610	FLOAT	14	0306	STRAP
4	0306	CAP	15	0306	ELBOW
5	0306	TUBE	16	0306	TUBE AY
6	0306	ANTI-SQUEAK	17	0306	STRAP
7	0306	STRAP	18	0306	NIPPLE
8	0306	ELBOW	19	0306	TANK
9	0306	TUBE AY	20	0306	SPACER
10	0306	NIPPLE	21	0306	PLUG
11	0306	COCK	22	0306	SPACER

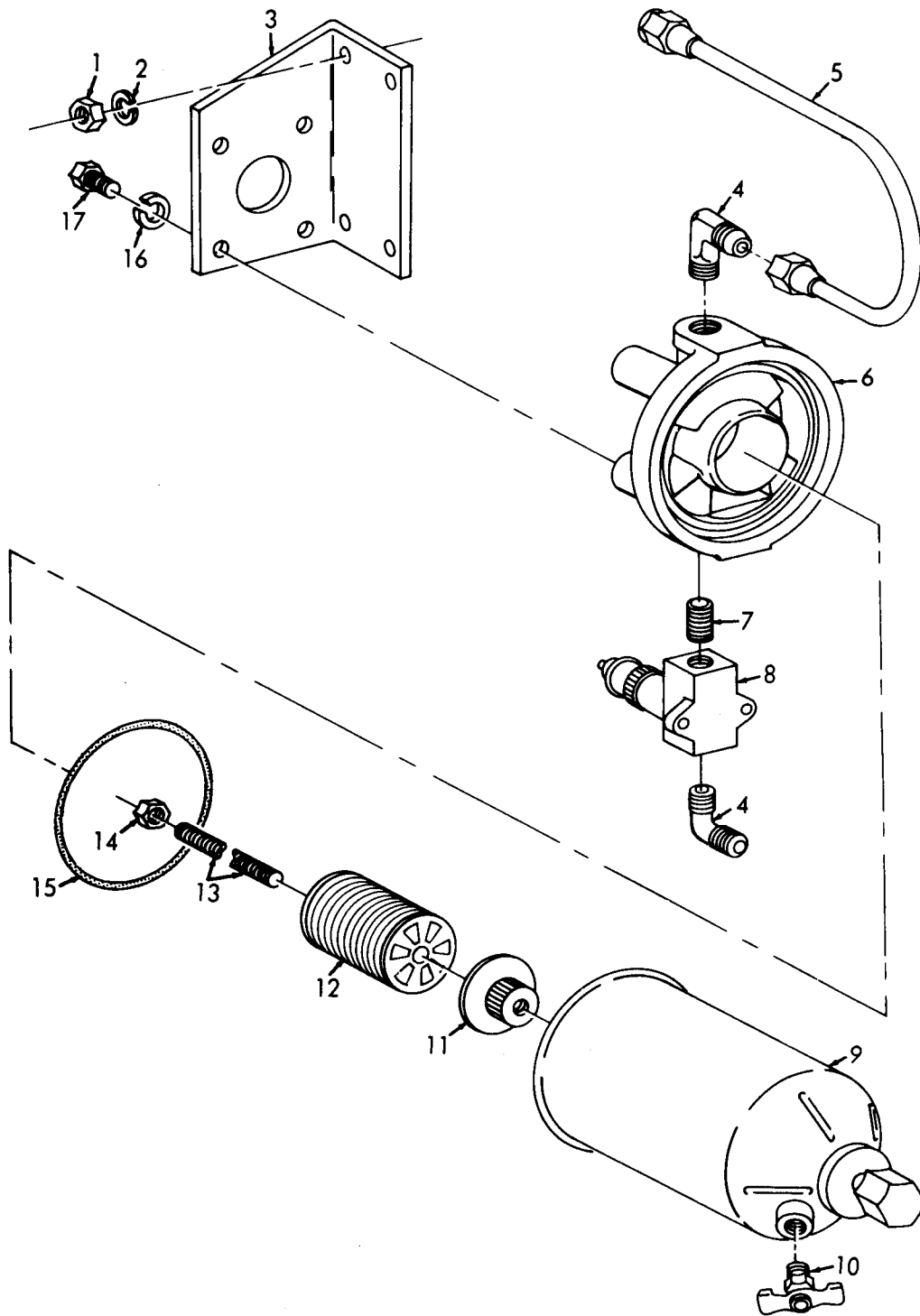


ME 4310-247-35P/24

Figure 10. Secondary Fuel Filter.

INDEX TO PARTS, FIGURE 10

Reference Number	Functional Group	Item Name	Reference Number	Functional Group	Item Name
1	0309	SCREW	9	0309	COVER
2	0309	WASHER	10	0306	TUBE AY
3	0309	WASHER	11	0306	ELBOW
4	0309	NUT	12	0309	GASKET
5	0309	BRACKET	13	0309	CARTRIDGE
6	0309	PLUG	14	0309	BODY
7	0309	BOLT	15	0309	PLUG
8	0309	WASHER			

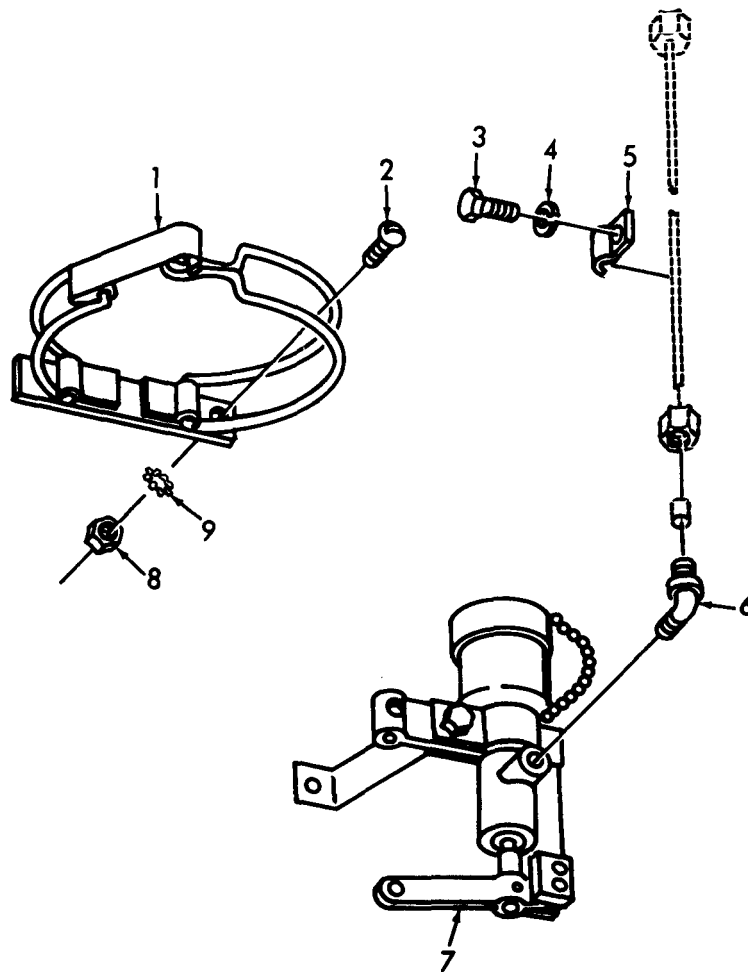


ME 4310-247-35P/25

Figure 11. Primary Fuel Filter.

INDEX TO PARTS, FIGURE 11

Reference Number	Functional Group	Item Name	Reference Number	Functional Group	Item Name
1	0309	NUT	10	0309	COCK
2	0309	WASHER	11	0309	NUT
3	0309	BRACKET	12	0309	FILTER ELEMENT
4	0311	ELBOW	13	0309	STUD
5	0306	TUBE AY	14	0309	NUT
6	0309	COVER	15	0309	GASKET
7	0311	NIPPLE	16	0309	WASHER
8	0311	PUMP	17	0309	SCREW
9	0309	BODY AY			

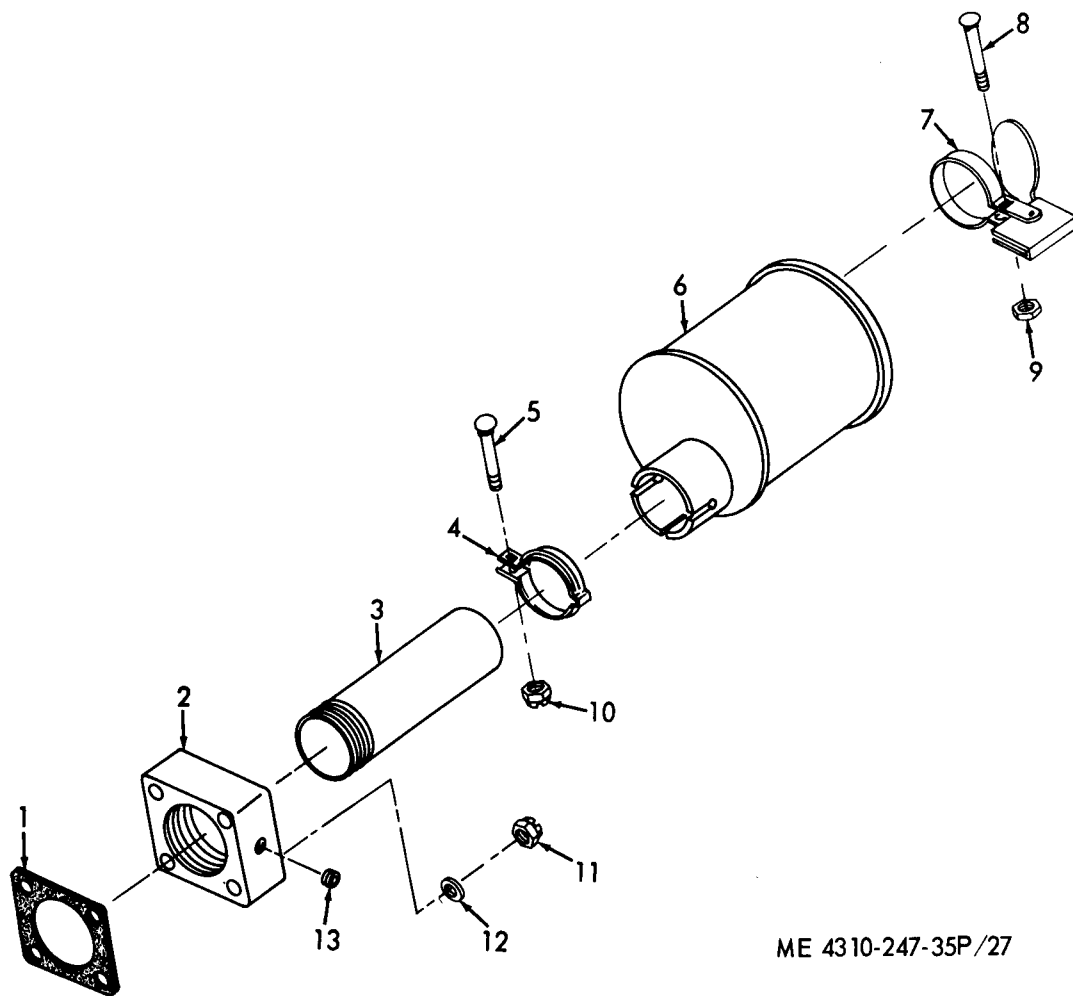


ME 4310-247-35P/26

Figure 12. Primer Valve and Clamp.

INDEX TO PARTS, FIGURE 12

Reference Number	Functional Group	Item Name	Reference Number	Functional Group	Item Name
1	0311	CLAMP AY	6	0311	ELBOW
2	0311	SCR. EW	7	0311	VALVE AY
3	0311	SCREW	8	0311	NUT
2	0311	WASHER	9	0311	WASHER
5	0311	CLIP			

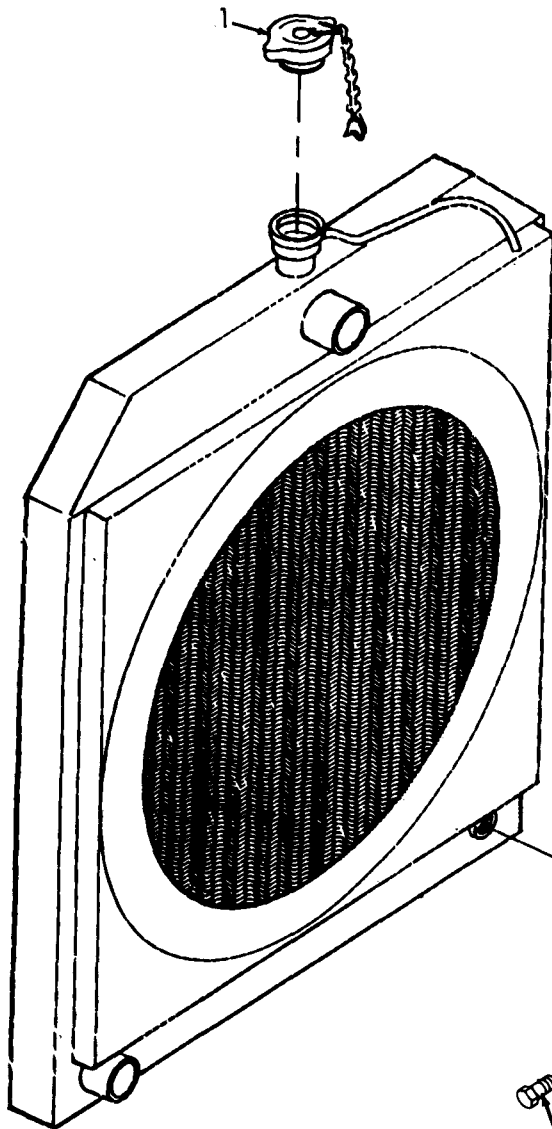


ME 4310-247-35P/27

Figure 13. Muffler.

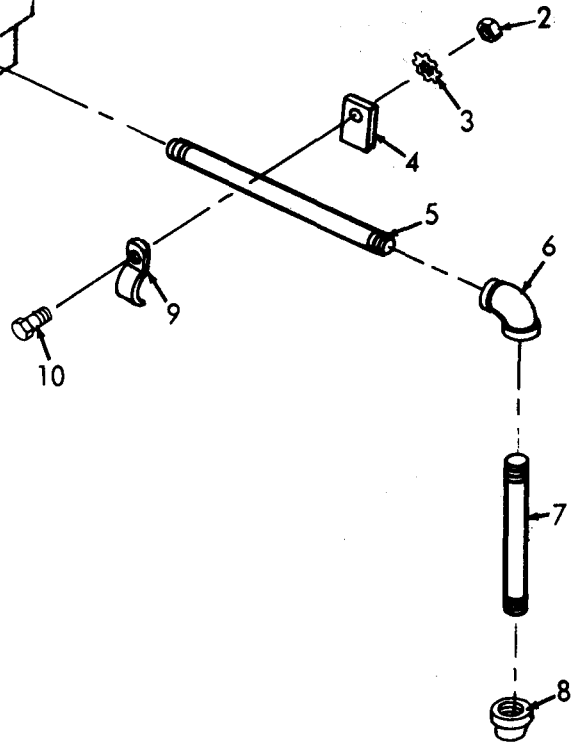
INDEX TO PARTS, FIGURE 13

Reference Number	Functional Group	Item Name	Reference Number	Functional Group	Item Name
1	0108	GASKET	8	0401	BOLT
2	0108	FLANGE	9	0401	NUT
3	0401	PIPE	10	0401	NUT
4	0401	CLAMP	11	0108	NUT
5	0401	BOLT	12	0108	WASHER
6	0401	MUFFLER	13	0108	PLUG
7	0401	CAP			



INDEX TO PARTS, FIGURE 14

Reference Number	Functional Group	Item Name
1	0501	CAP
2	0503	NUT
3	0503	WASHER
4	0503	SPACER
5	0503	NIPPLE
6	0503	ELBOW
7	0503	NIPPLE
8	0503	CAP
9	0503	CLAMP
10	0503	SCREW

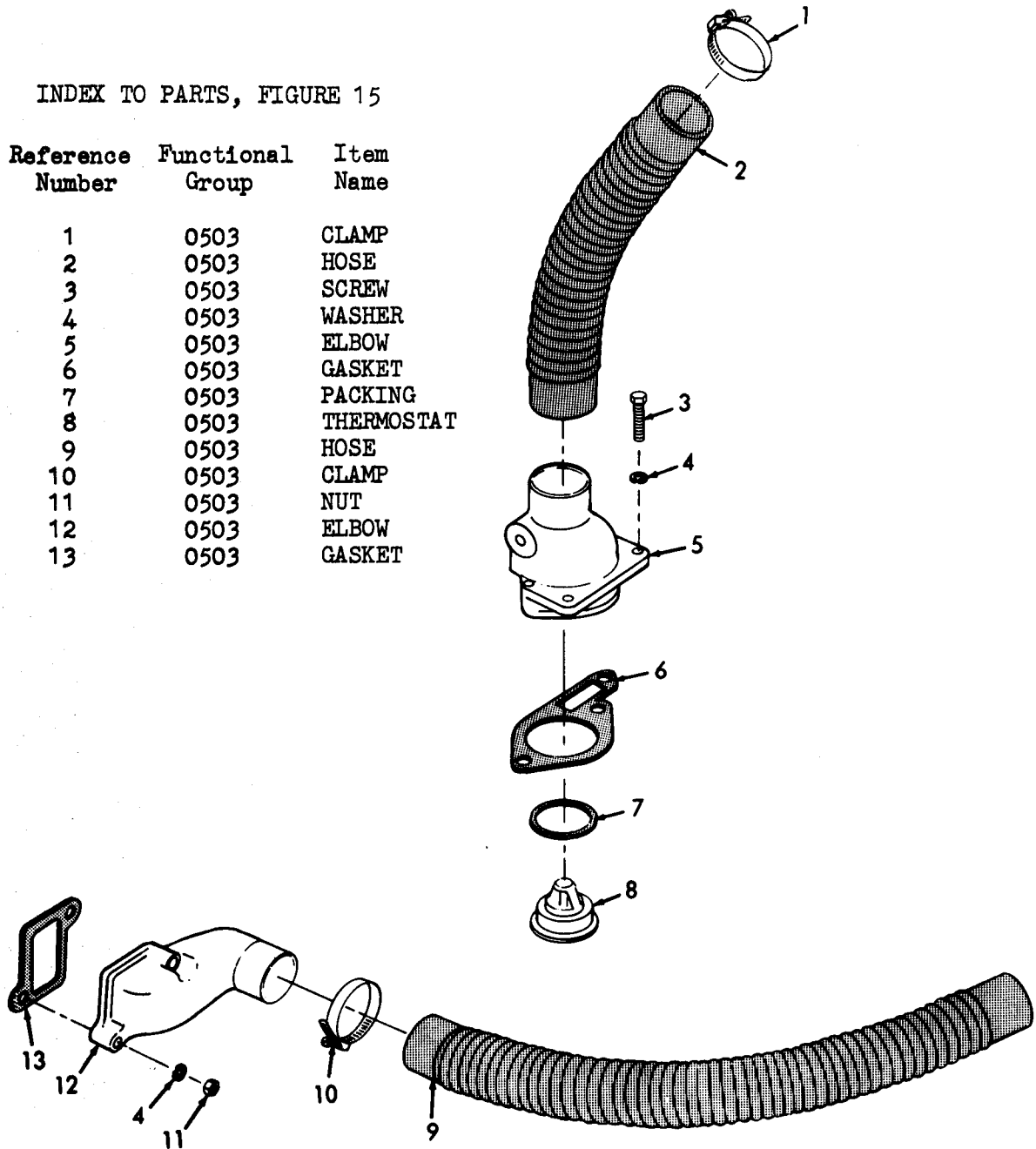


ME 4310-247-20P/14

Figure 14. Radiator Cap and Drain.

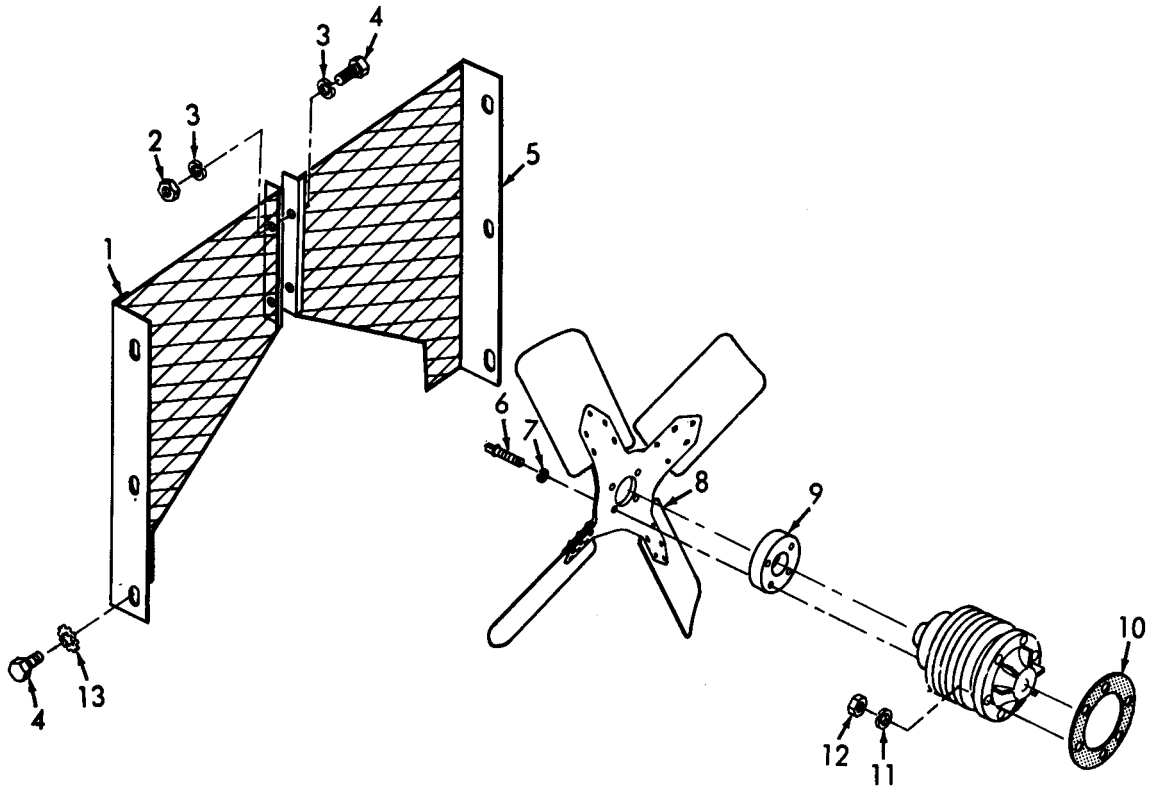
INDEX TO PARTS, FIGURE 15

Reference Number	Functional Group	Item Name
1	0503	CLAMP
2	0503	HOSE
3	0503	SCREW
4	0503	WASHER
5	0503	ELBOW
6	0503	GASKET
7	0503	PACKING
8	0503	THERMOSTAT
9	0503	HOSE
10	0503	CLAMP
11	0503	NUT
12	0503	ELBOW
13	0503	GASKET



ME 4310-247-35P/29

Figure 15. Thermostat, Housing and Hose.

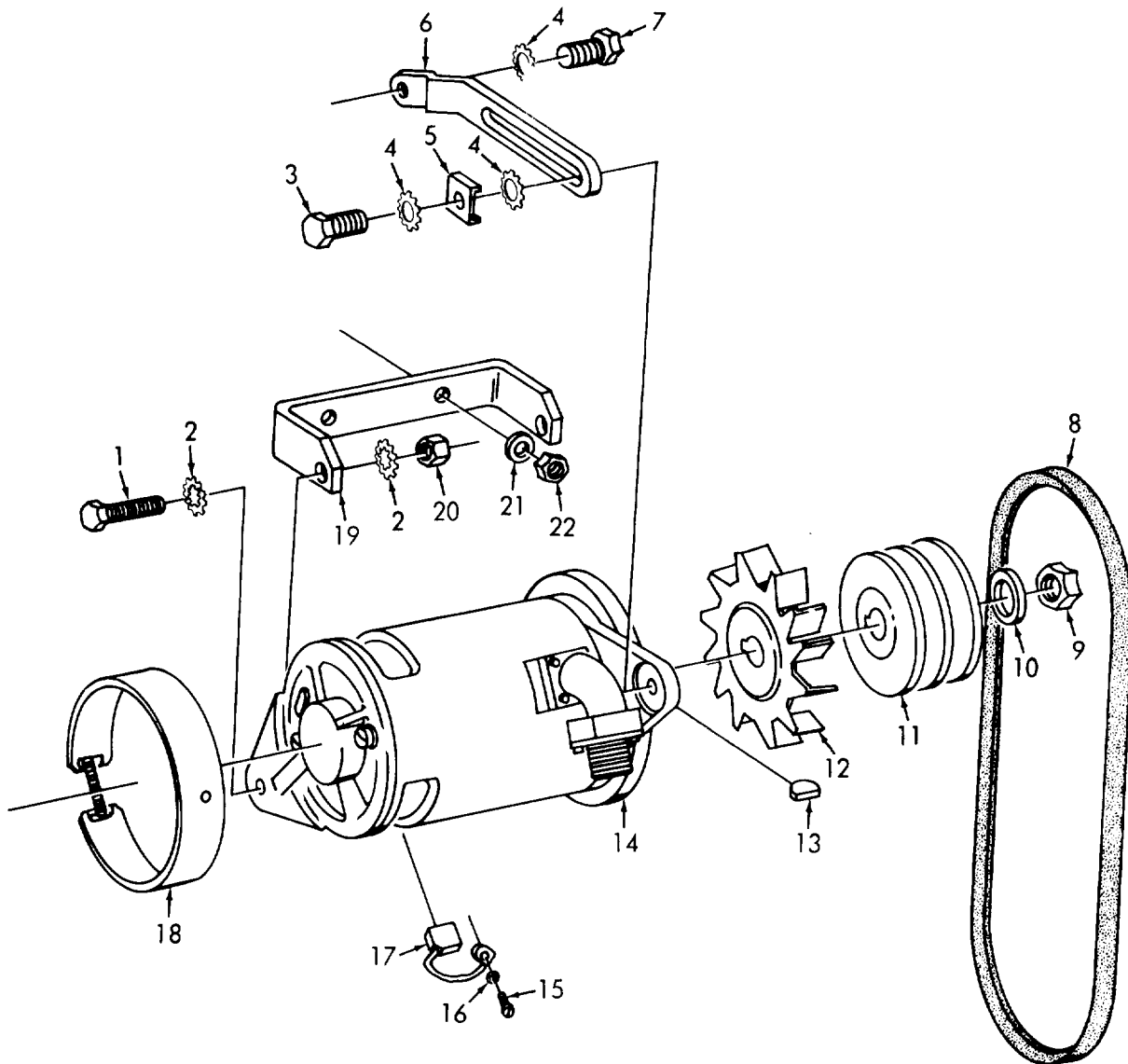


ME 4310-247-20P/16

Figure 16. Water Pump, Fan and Guard.

INDEX TO PARTS, FIGURE 16

Reference Number	Functional Group	Item Name	Reference Number	Functional Group	Item Name
1	0505	GUARD	8	0505	FAN
2	0505	NUT	9	0505	SPACER
3	0505	WASHER	10	0504	GASKET
4	0505	BOLT	11	0504	WASHER
5	0505	GUARD	12	0504	NUT
6	0505	BOLT	13	0505	WASHER
7	0505	WASHER			

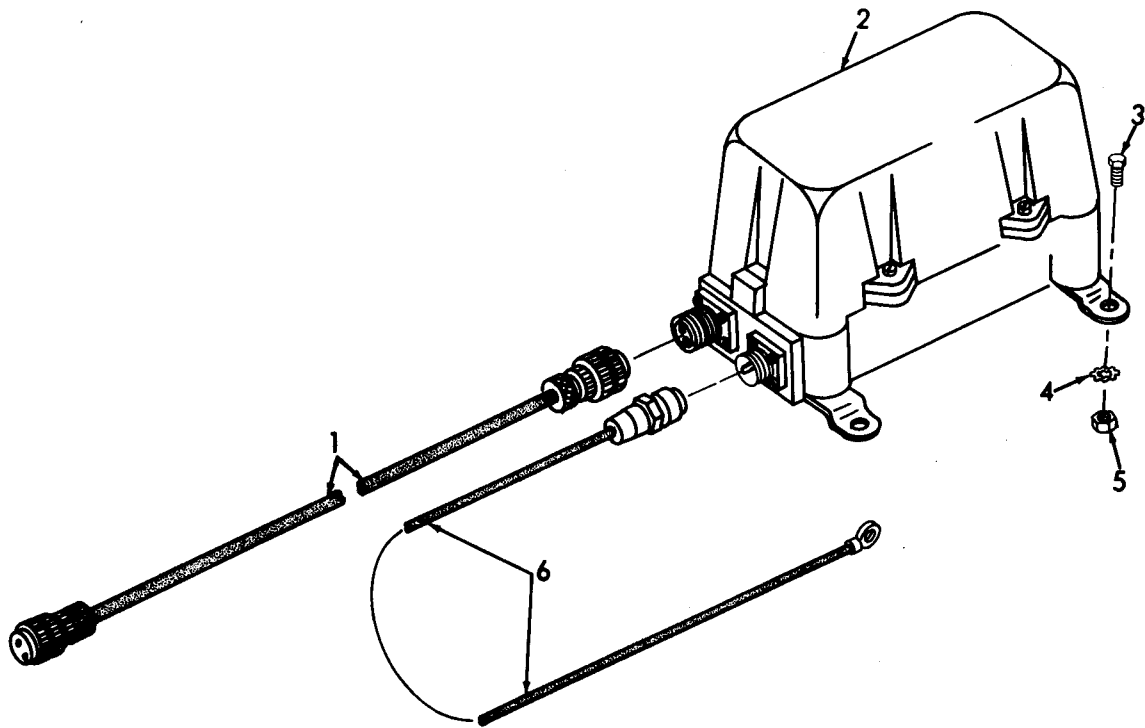


ME 4310-247-20P/17

Figure 17. Generator.

INDEX TO PARTS, FIGURE 17

Reference Number	Functional Group	Item Name	Reference Number	Functional Group	Item Name
1	0601	SCREW	12	0601	FAN
2	0601	WASHER	13	0601	KEY
3	0601	SCREW	14	0601	GENERATOR
4	0601	WASHER	15	0601	SCREW
5	0601	SEAT	16	0601	WASHER
6	0601	STRAP	17	0601	BRUSH
7	0601	SCREW	18	0601	BAND
8	0505	BELT	19	0601	BRACKET
9	0601	NUT	20	0601	NUT
10	0601	WASHER	21	0601	WASHER
11	0601	PULLEY	22	0601	NUT

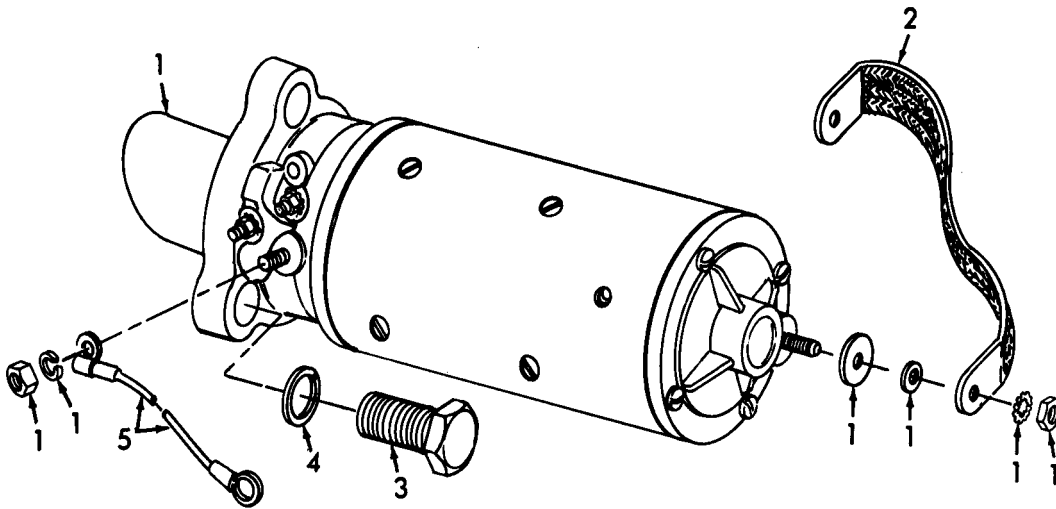


ME 4310-247-35P/33

Figure 18. Regulator and Cables.

INDEX TO PARTS, FIGURE 18

Reference Number	Functional Group	Item Name
1	0602	LEAD
2	0602	REGULATOR
3	0602	BOLT
4	0602	WASHER
5	0602	NUT
6	0602	LEAD AY

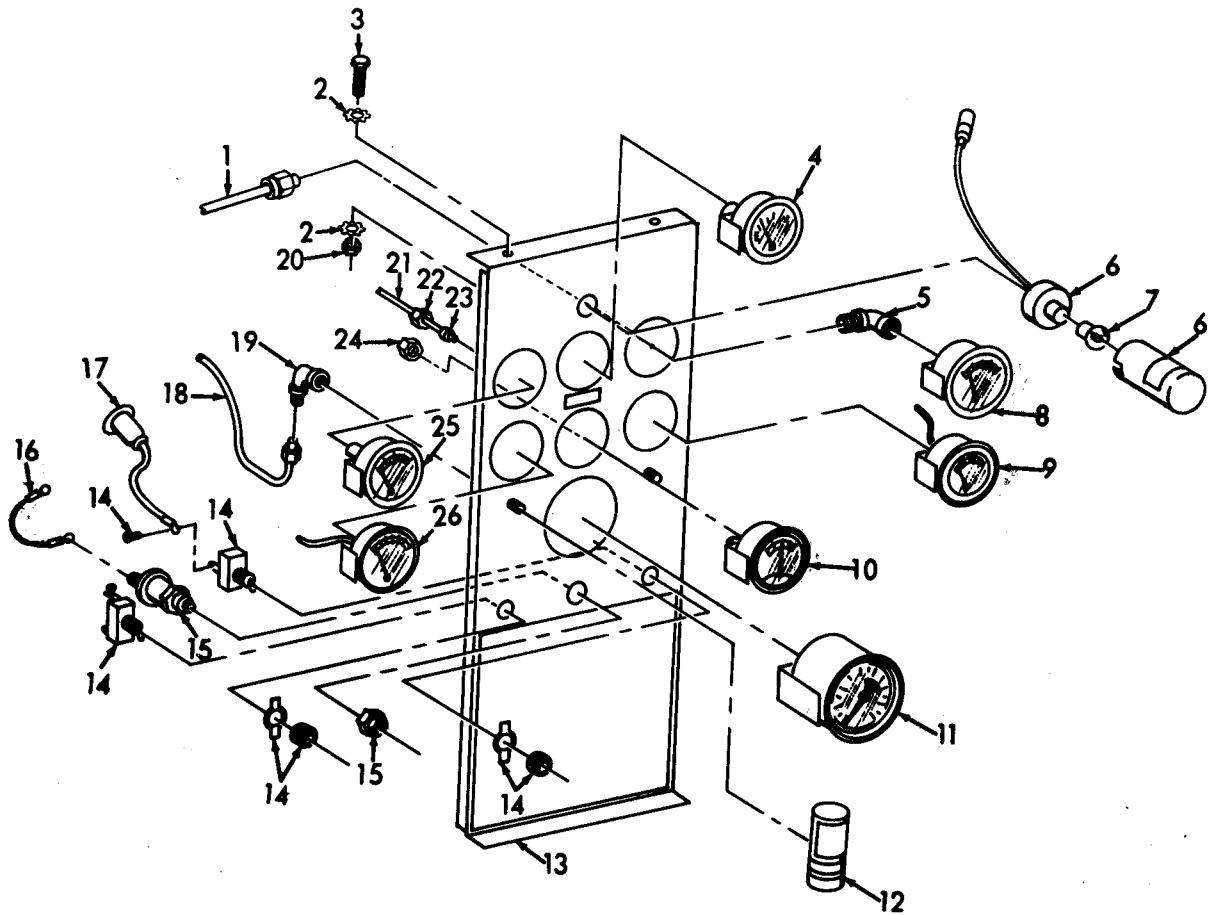


ME 4310-247-20P/19

Figure 19. Starter.

INDEX TO PARTS, FIGURE 19

Reference Number	Functional Group	Item Name
1	06403	STARTER
2	0615	STRAP
3	0603	SCREW
4	0603	WASHER
5	0603	LEAD AY

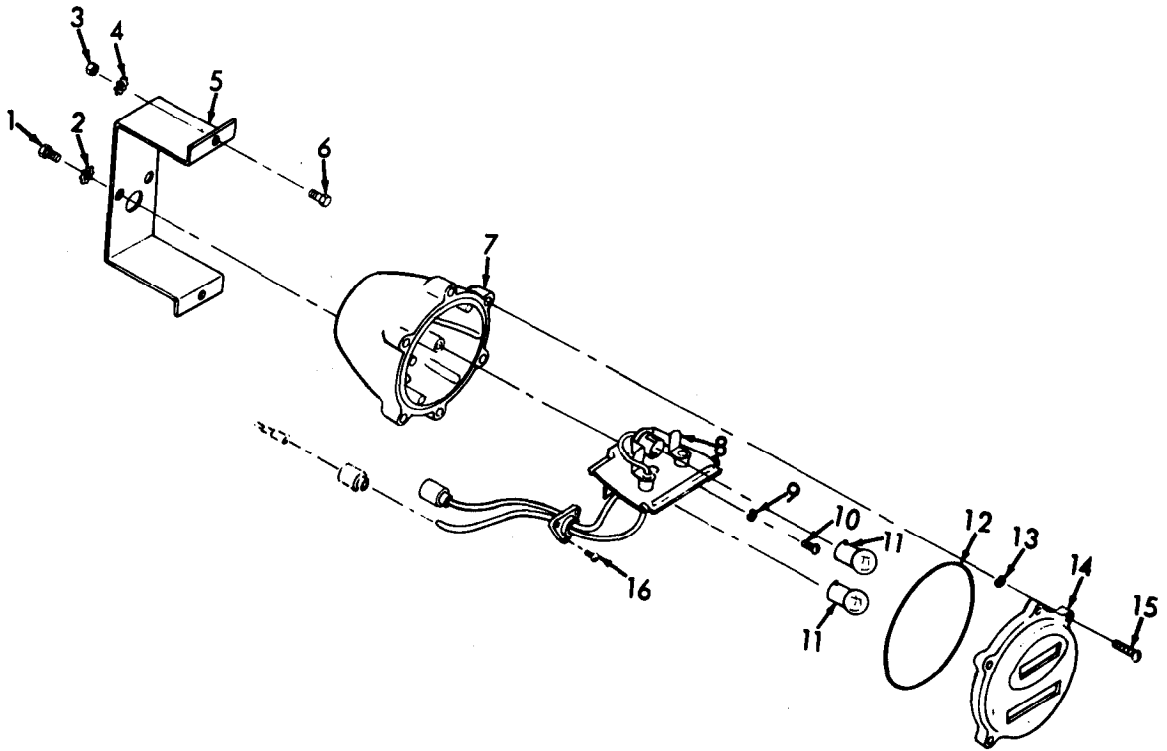


ME 4310-247-35P/35

Figure 20. Control Panel.

INDEX TO PARTS, FIGURE 20

Reference Number	Functional Group	Item Name	Reference Number	Functional Group	Item Name
1	5000	TUBE	14	0607	SWITCH
2	0607	WASHER	15	0607	SWITCH
3	0607	BOLT	16	0607	LEAD AY
4	4702	INDICATOR	17	0607	LEAD AY
5	4702	ELBOW	18	4702	TUBE
6	0607	LIGHT	19	4702	ELBOW
7	0607	LAMP	20	0607	NUT
8	4703	GAGE	21	4702	TUBE
9	4703	GAGE	22	4702	NUT
10	0607	AMMETER	23	4702	SLEEVE
11	4703	METER	24	0607	NUT
12	4702	INDICATOR	25	4702	GAUGE
13	0607	PANEL	26	4702	THERMOMETER

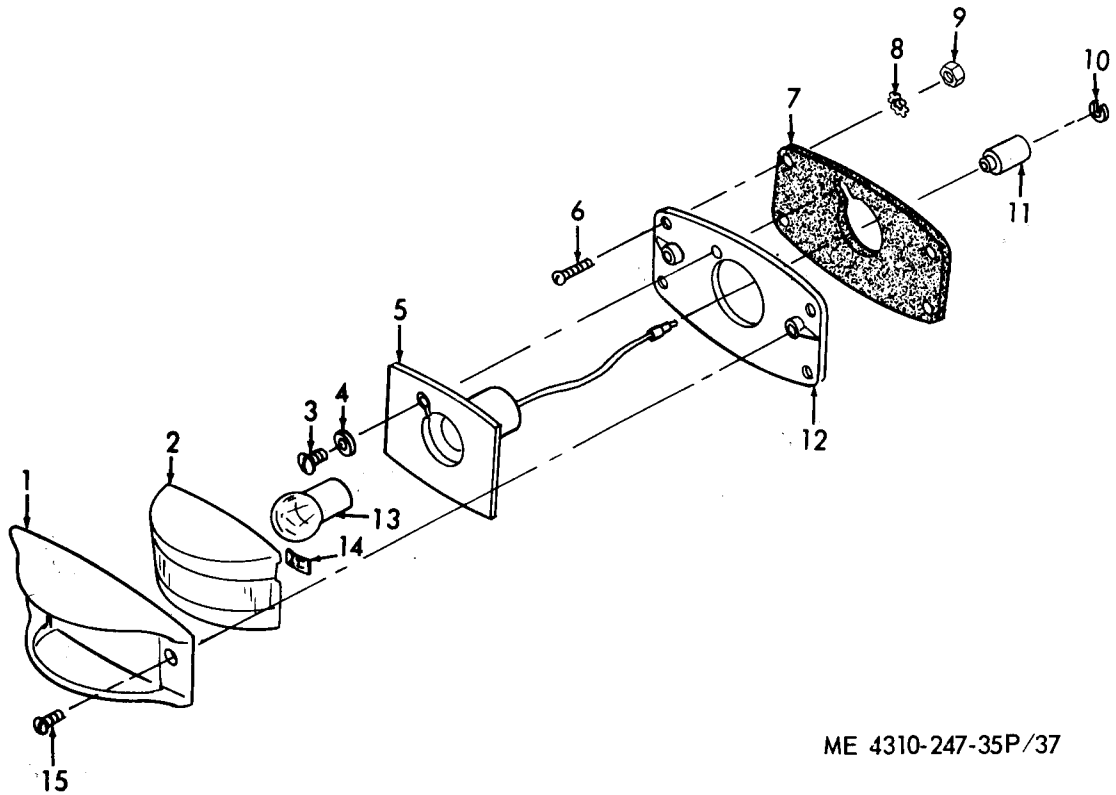


ME 4310-247-35P/36

Figure 21. Blackout, Stop and Taillight.

INDEX TO PARTS, FIGURE 21

Reference Number	Functional Group	Item Name	Reference Number	Functional Group	Item Name
1	0609	SCREW	9	0609	WASHER
2	0609	WASHER	10	0609	SCREW
3	0609	NUT	11	0609	LAMP
4	0609	WASHER	12	0609	PACKING
5	0609	BRACKET	13	0609	RING
6	0609	SCREW	14	0609	DOOR AY
7	0609	BODY	15	0609	SCREW
8	0609	SOCKET-WIRE	16	0609	SCREW

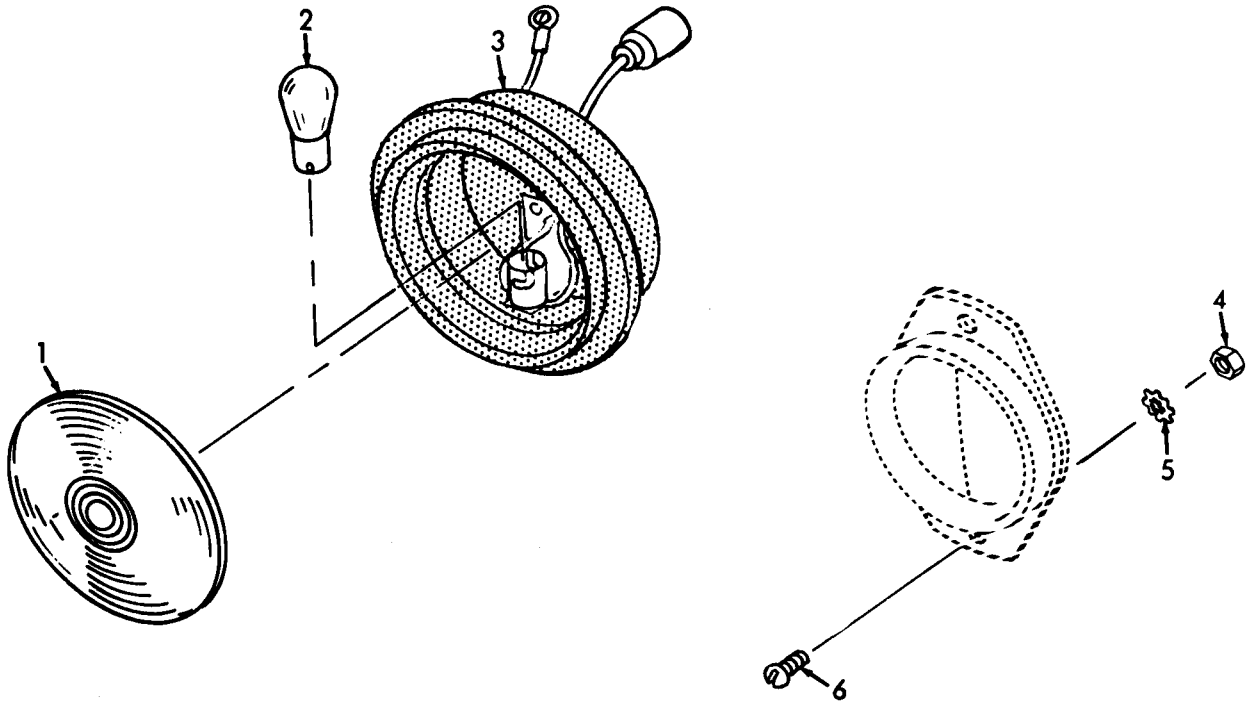


ME 4310-247-35P/37

Figure 22. Clearance Lights.

INDEX TO PARTS, FIGURE 22

Reference Number	Functional Group	Item Name	Reference Number	Functional Group	Item Name
1	0609	DOOR	9	0609	NUT
2	0609	LENS	10	0609	WASHER
3	0609	SCREW	11	0609	SHELL
4	0609	WASHER	12	0609	PLATE
5	0609	GROMMET-WIRE	13	0609	LAMP
6	0609	SCREW	14	0609	PUSH-ON NUT
7	0609	FLET	15	0609	SETSCREW
8	0609	WASHER			

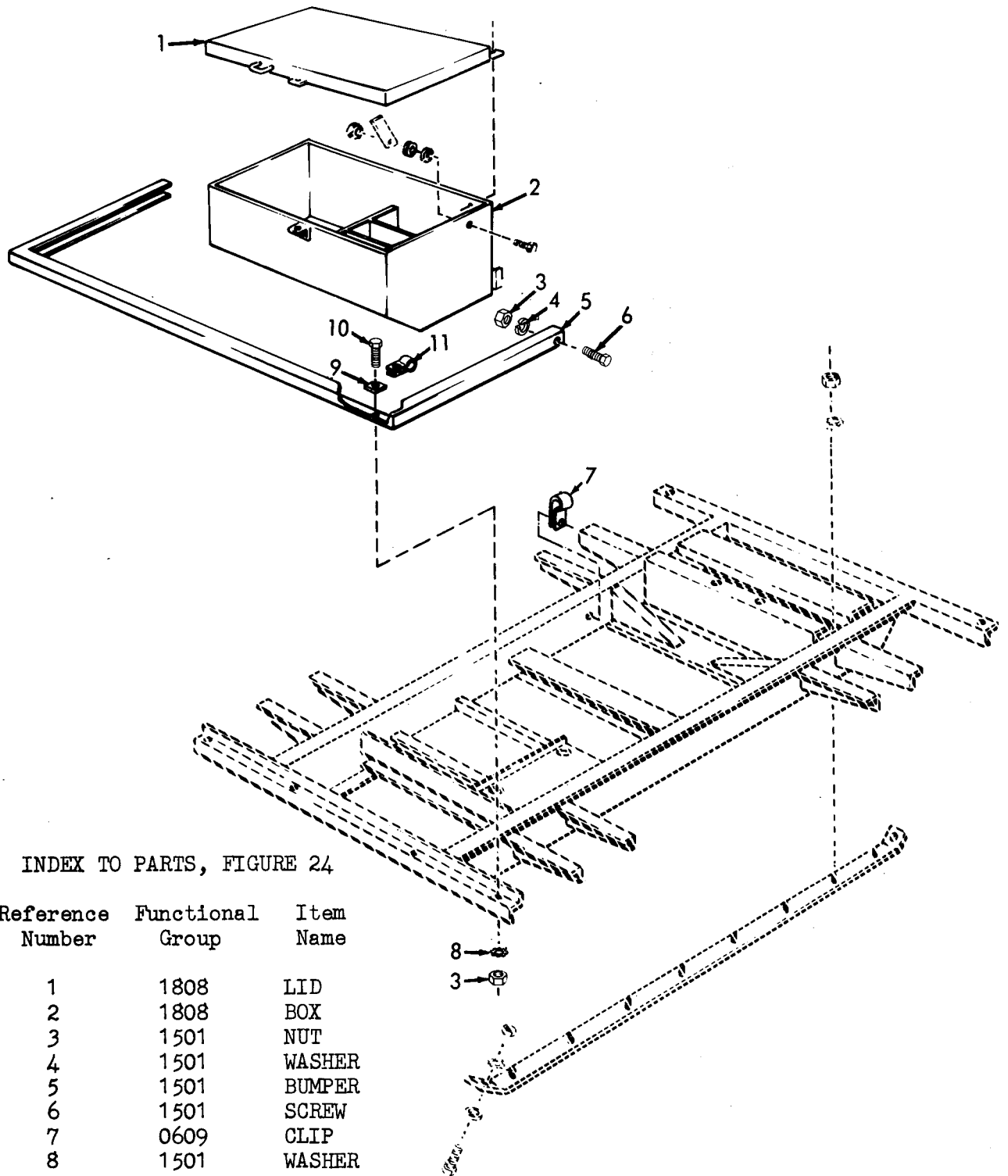


ME 4310-247-35P/38

Figure 23. Signal Light.

INDEX TO PARTS, FIGURE 23

Reference Number	Functional Group	Item Name
1	0609	LENS
2	0609	LAMP
3	0609	BODY
4	2202	NUT
5	2202	WASHER
6	2202	SCREW

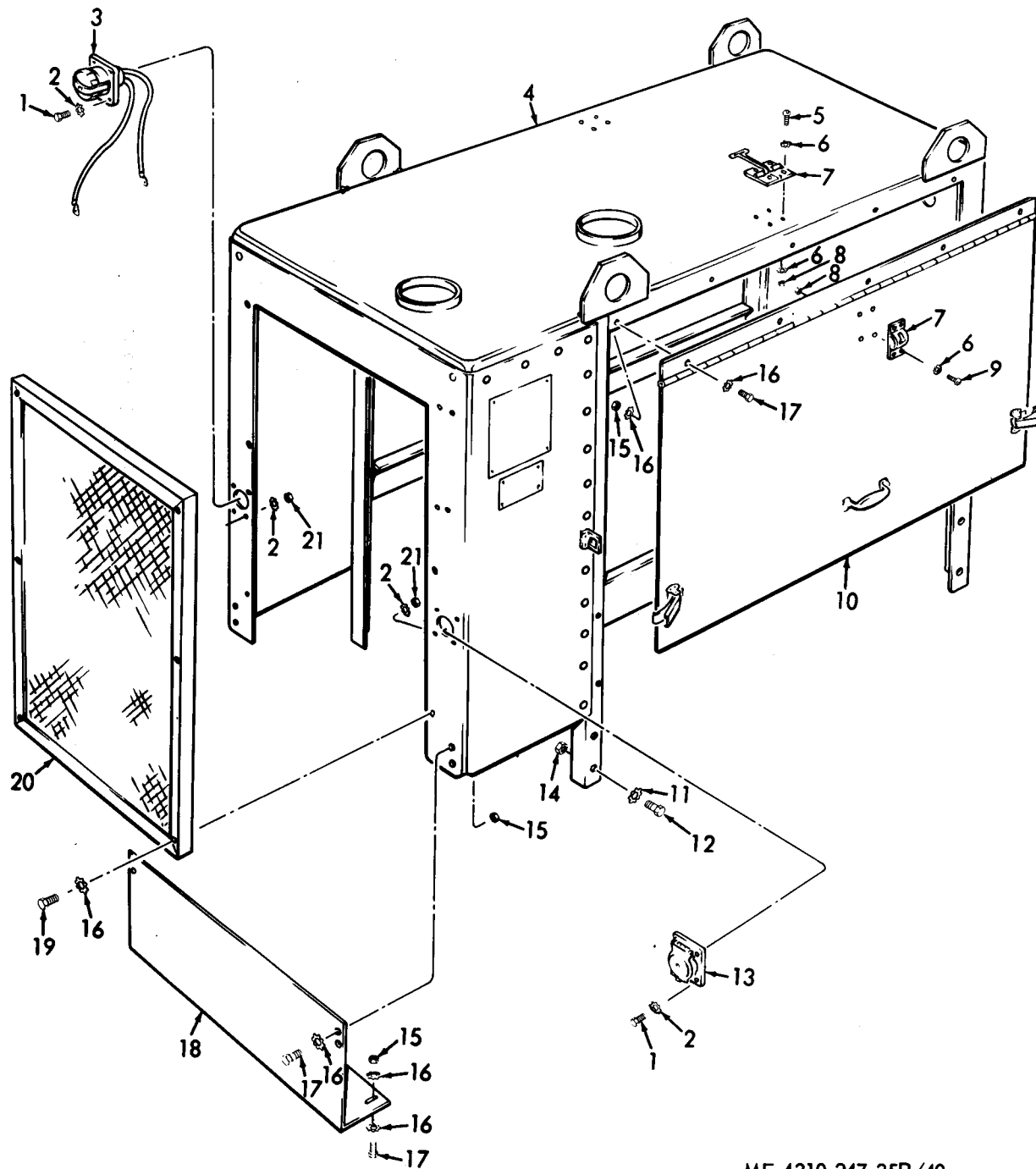


INDEX TO PARTS, FIGURE 24

Reference Number	Functional Group	Item Name
1	1808	LID
2	1808	BOX
3	1501	NUT
4	1501	WASHER
5	1501	BUMPER
6	1501	SCREW
7	0609	CLIP
8	1501	WASHER
9	1501	WASHER
10	1501	SCREW
11	0609	CLIP

ME 4310-247-20P/24

Figure 24. Tool Box and Bumper.

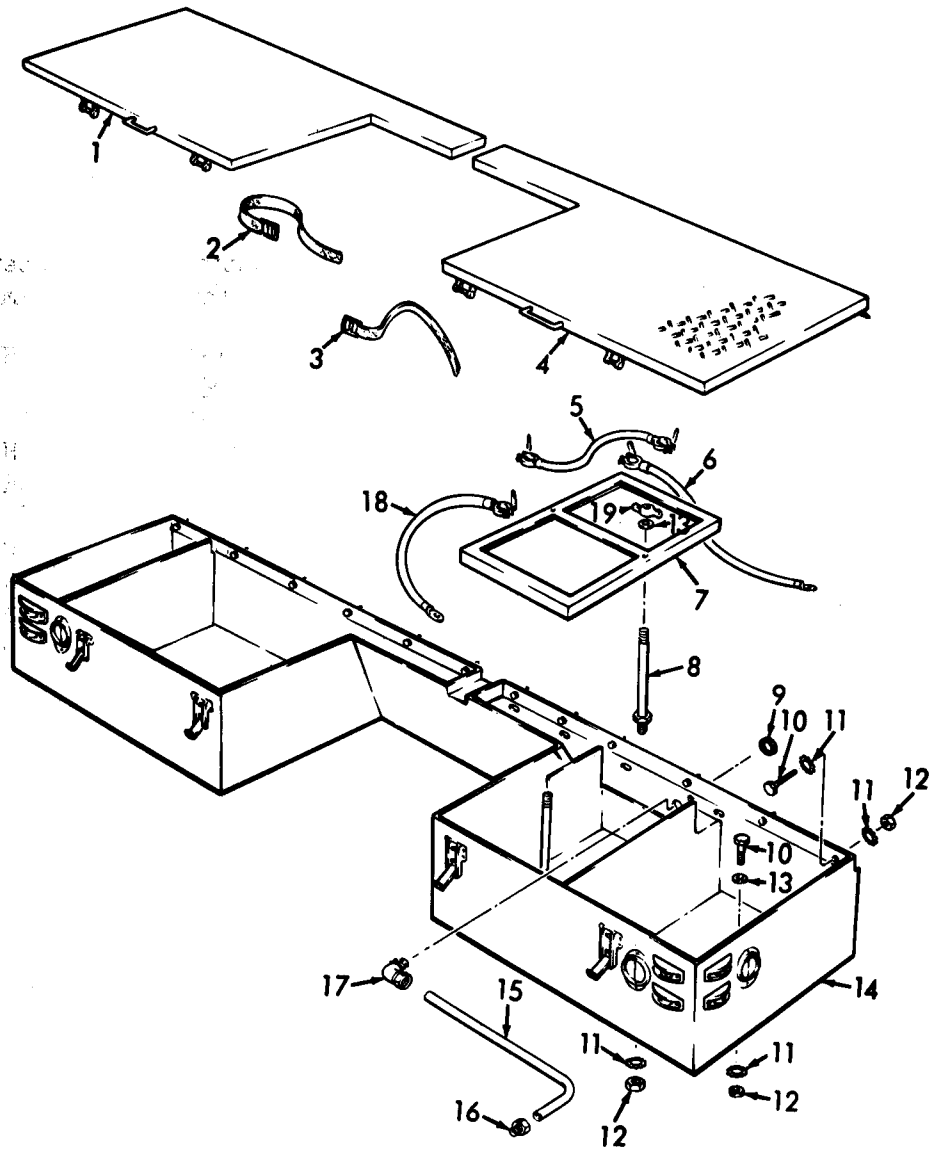


ME 4310-247-35P/40

Figure 25. Housing.

INDEX TO PARTS, FIGURE 25

Reference Number	Functional Group	Item Name	Reference Number	Functional Group	Item Name
1	0608	SCREW	12	1801	SCREW
1	0609	SCREW	13	0609	COVER
2	0608	WASHER	14	1801	NUT
2	0609	WASHER	15	1801	NUT
3	0608	RECEPTACLE	16	0501	WASHER
4	1801	HOUSING AY	16	1801	WASHER
5	1801	SCREW	17	1801	BOLT
6	1801	WASHER	18	1801	PANEL
7	1801	HOLDER	19	0501	BOLT
8	1801	NUT	20	0501	GRILL
9	1801	SCREW	21	0608	NUT
10	1801	DOOR	21	0609	NUT
11	1801	WASHER			

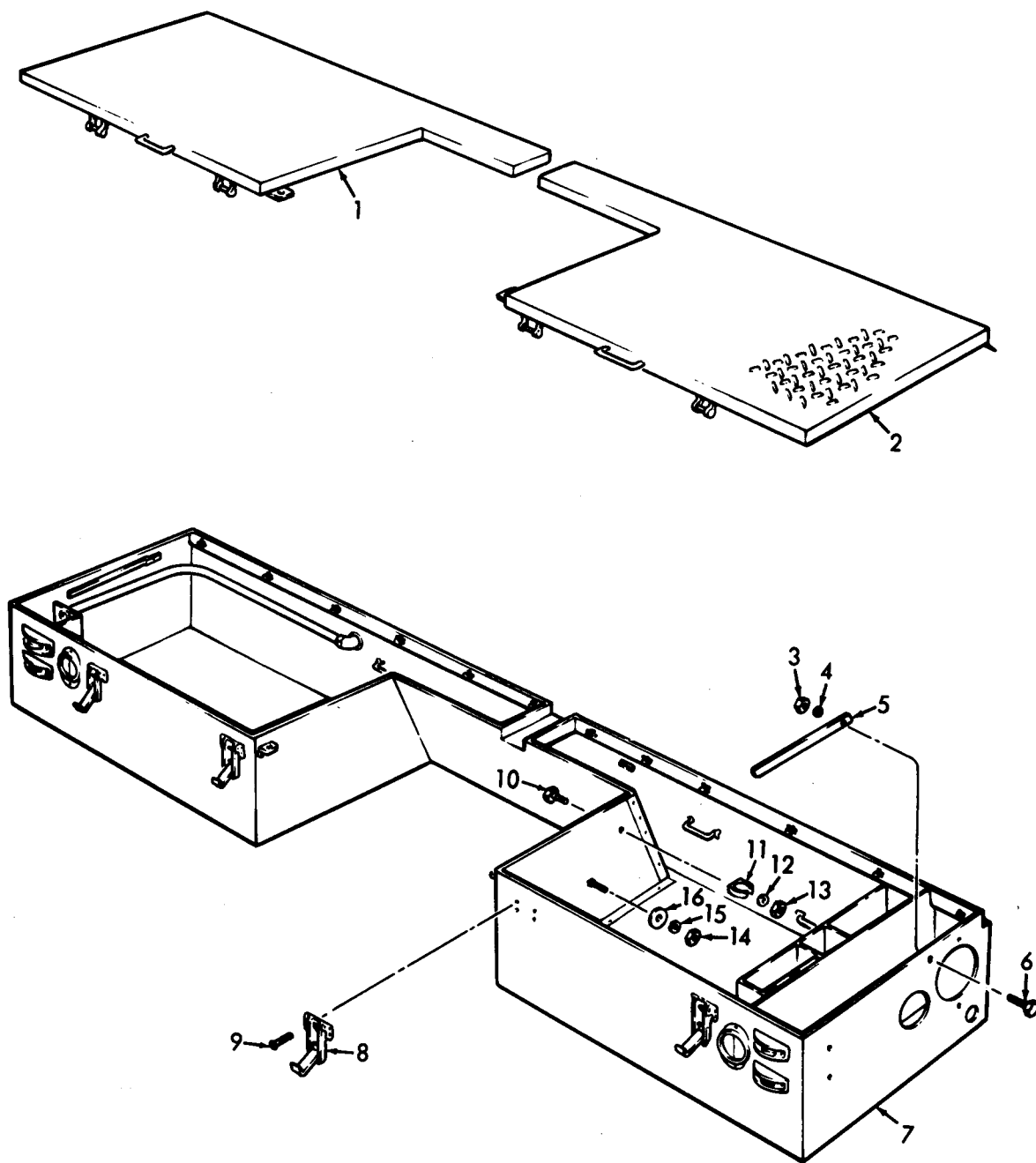


ME 4310-247-35P/41

Figure 26. Tool Box, Right Side and Battery Box.

INDEX TO PARTS, FIGURE 26

Reference Number	Functional Group	Item Name	Reference Number	Functional Group	Item Name
1	1808	LID	11	1808	WASHER
2	1808	STRAP	12	0612	NUT
3	1808	STRAP	12	1808	NUT
4	1808	LID	13	•0612	WASHER
5	0612	CABLE	13	1808	WASHER
6	0612	CABLE	14	1808	BOX
7	0612	HOLDDOWN	15	0609	CONDUIT
8	0612	STUD	16	0609	CONNECTOR
9	0609	GROMMET	17	0609	ELBOW
9	1808	GROMMET	18	0612	CABLE
10	1808	BOLT	19	0612	NUT
11	0612	WASHER			

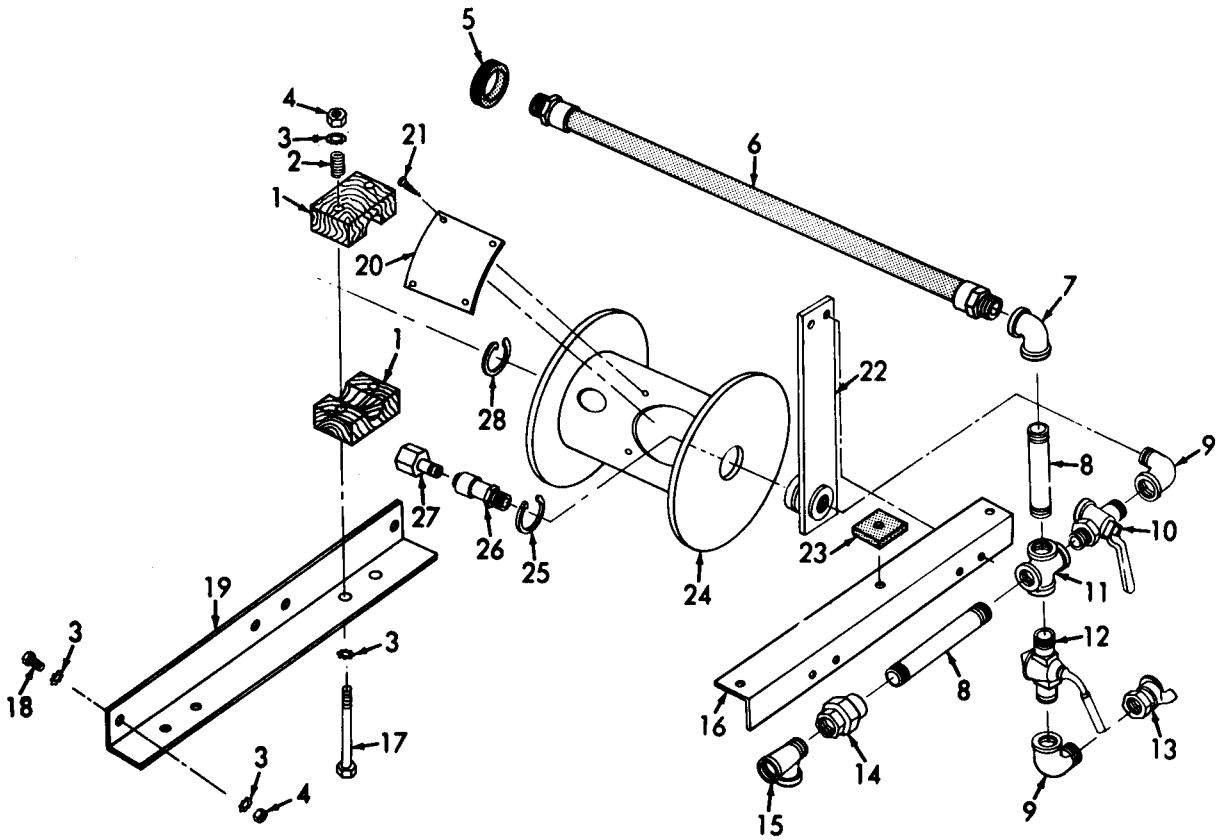


ME 4310-247-35P/42

Figure 27. Tool Box, Left Side.

INDEX TO PARTS, FIGURE 27

Reference Number	Functional Group	Item Name	Reference Number	Functional Group	Item Name
1	1808	LID	8	1801	RIVET
2	1808	LID	9	1808	RIVET
3	1808	NUT	10	1808	SCREW
4	1808	WASHER	11	1808	CLIP
5	1808	STAY	12	1808	WASHER
6	1808	BOLT	13	1808	NUT
7	1808	BOX	14	1808	NUT
8	1801	CLAMP AY	15	1808	WASHER
8	1808	CLAMP AY	16	1808	WASHER

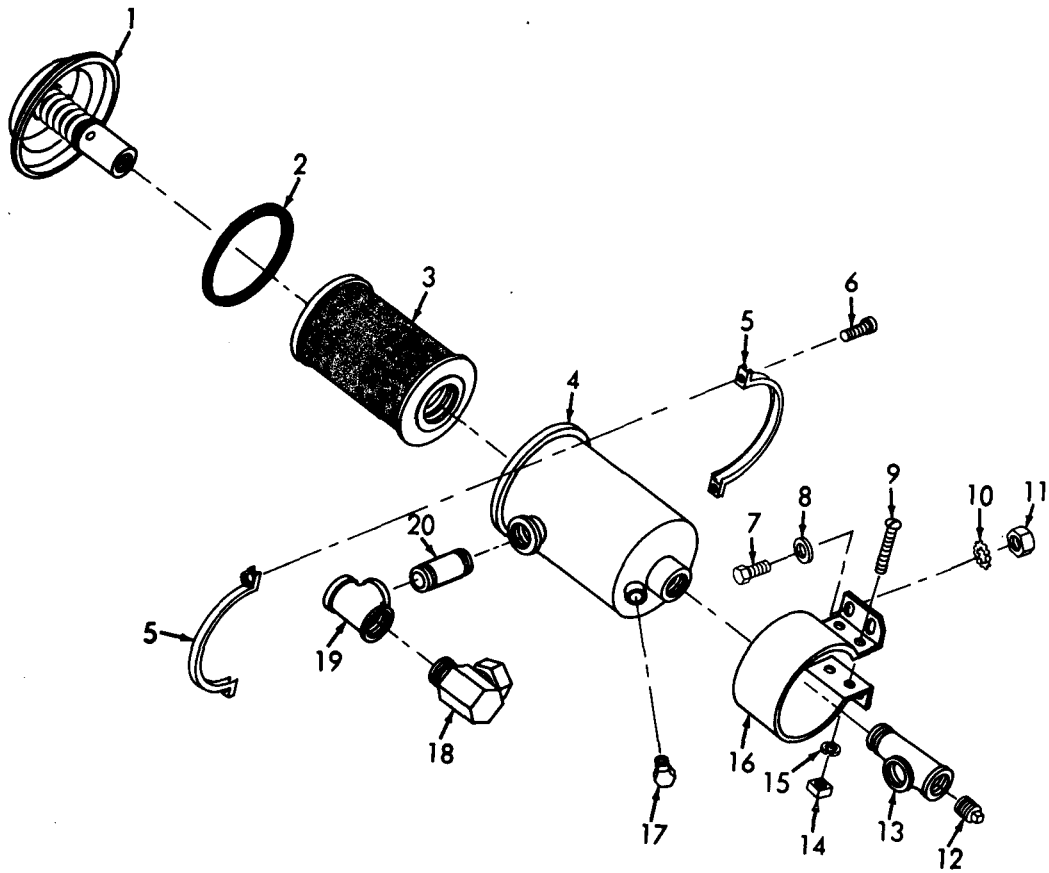


ME 4310-247-35P/43

Figure 28. Hose Reel.

INDEX TO PARTS, FIGURE 28

Reference Number	Functional Group	Item Name	Reference Number	Functional Group	Item Name
1	1808	BRAKE	15	1808	TEE
2	1808	SPRING	16	1808	ANGLE
3	1808	WASHER	17	1808	SCREW
4	1808	NUT	18	1808	BOLT
5	1808	GROMMET	19	1808	ANGLE
6	1808	HOSE AY	20	1808	COVER
7	1808	ELBOW	21	1808	SCREW
8	1808	NIPPLE	22	1808	HANGER
9	1808	ELBOW	23	1808	PAD
10	1808	VALVE	24	1808	REEL
11	1808	CROSS	25	1808	RING
12	1808	VALVE	26	1808	SOCKET
13	1808	COUPLING	27	1808	COUPLING HALF
14	1808	UNION	28	1808	RING

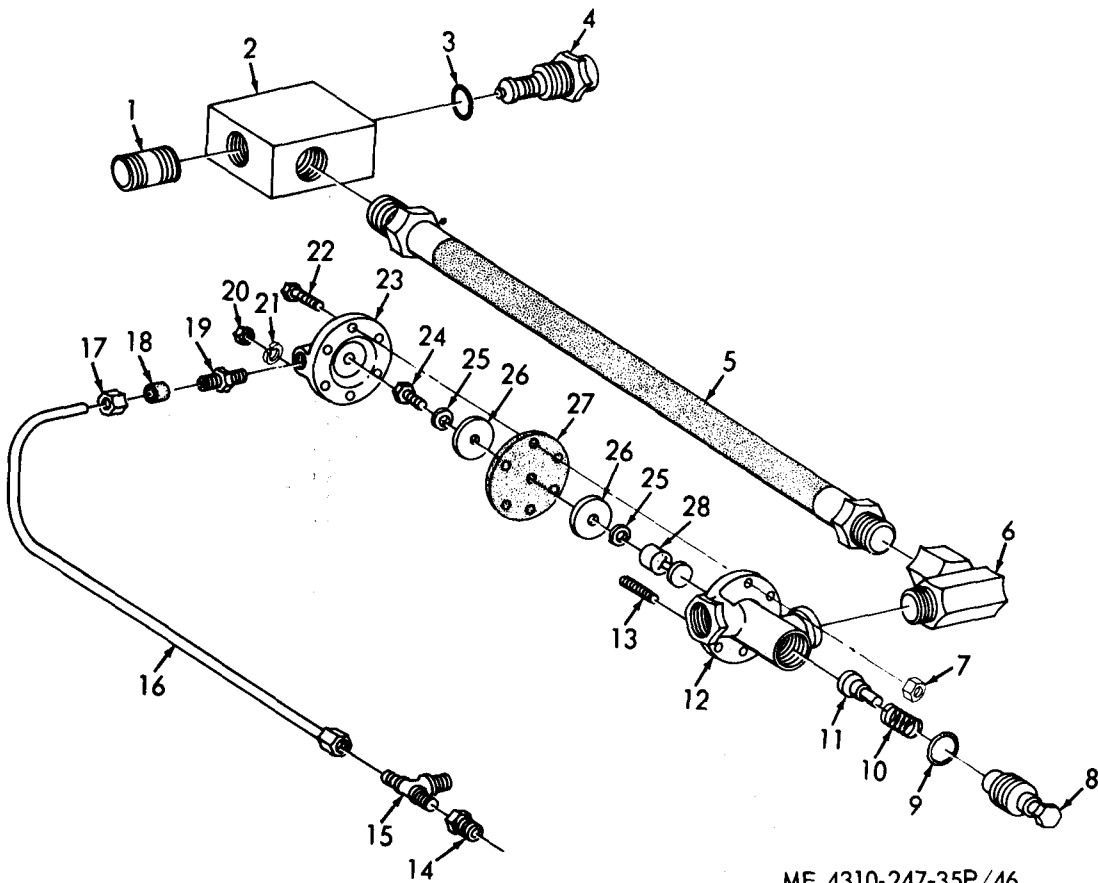


ME 4310-247-35P/45

Figure 29. Compressor Oil Filter.

INDEX TO PARTS, FIGURE 29

Reference Number	Functional Group	Item Name	Reference Number	Functional Group	Item Name
1	5006	CAP	11	5006	NUT
2	5006	GASKET	12	5006	PLUG
3	5006	FILTER ELEMENT	13	5006	TEE
4	5006	BODY	14	5006	NUT
5	5006	STRAP	15	5006	WASHER
6	5006	SCREW	16	5006	BRACKET AY
7	5006	SCREW	17	5006	PLUG
8	5006	WASHER	18	5006	UNION
9	5006	SCREW	19	5006	TEE
10	5006	WASHER	20	5006	NIPPLE

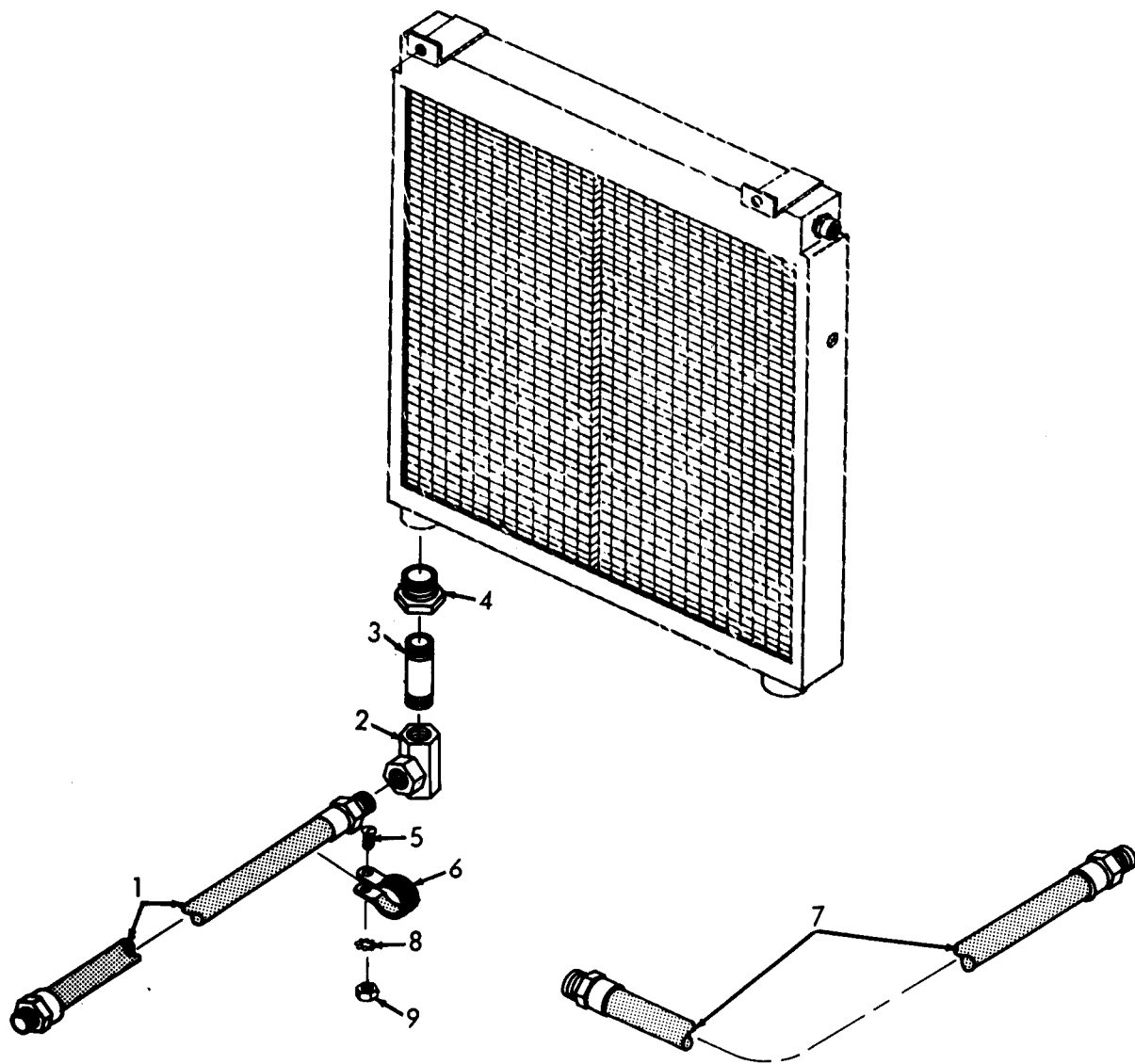


ME 4310-247-35P/46

Figure 30. Oil Control Valve and Moisture Separator.

INDEX TO PARTS, FIGURE 30

Reference Number	Functional Group	Item Name	Reference Number	Functional Group	Item Name
1	5006	NIPPLE	15	5006	TEE
2	5006	HOUSING	16	5006	TUBE
3	5006	WASHER	17	5006	NUT
4	5006	THERMOSTAT	18	5006	SLEEVE
5	5006	HOSE AY	19	5006	NIPPLE
6	5006	UNION	20	5006	NUT
7	5006	NUT	21	5006	WASHER
8	5006	BODY	22	5006	BOLT
9	5006	GASKET	23	5006	BODY
10	5006	SPRING	24	5006	BOLT
11	5006	SEAT	25	5006	SHIM
12	5006	HOUSING	26	5006	PLATE
13	5006	STUD	27	5006	DIAPHRAGM
14	5006	BUSHING	28	5006	ACTUATOR



ME 4310-247-20P/31

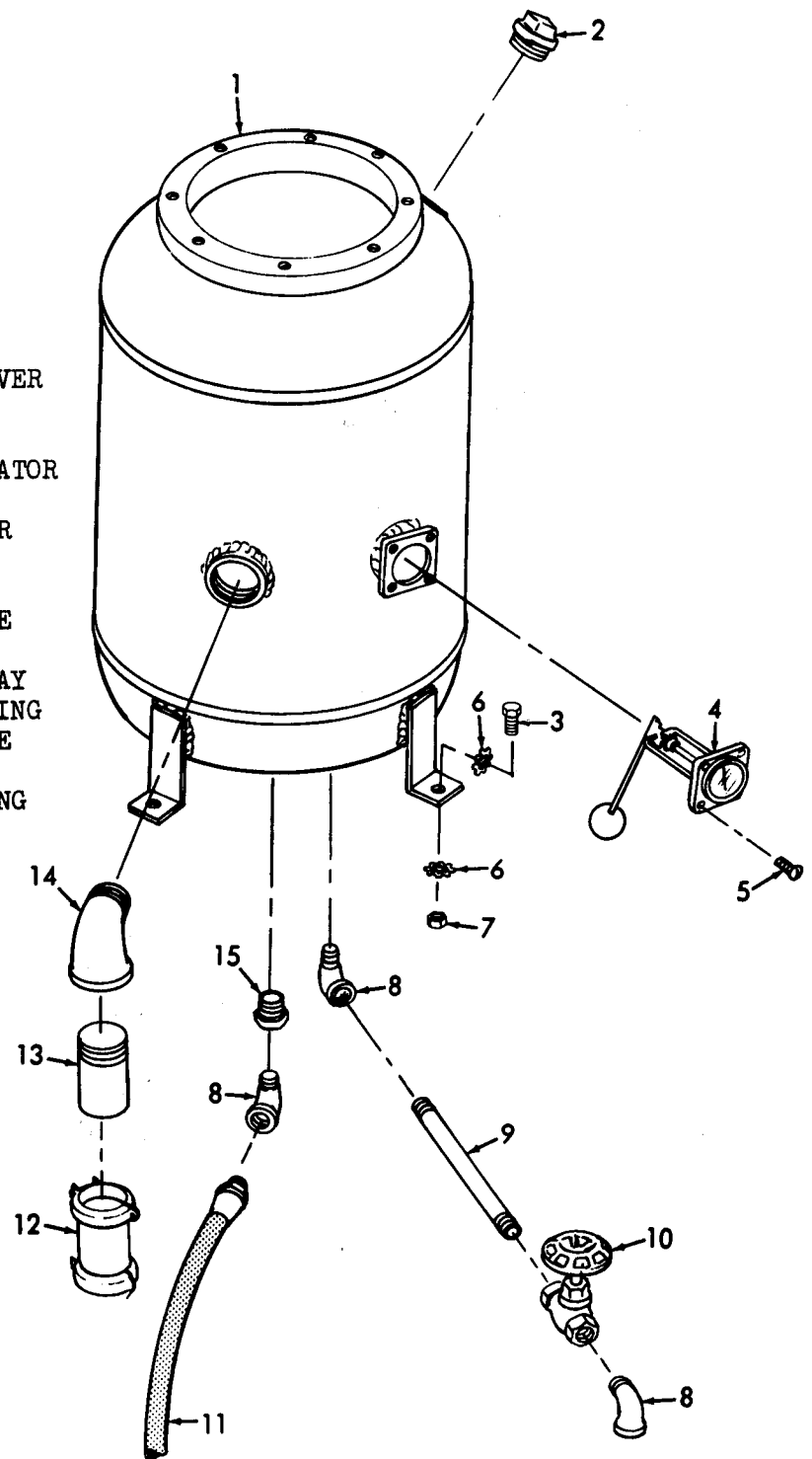
Figure 31. Compressor Oil Cooler.

INDEX TO PARTS, FIGURE 31

Reference Number	Functional Group	Item Name	Reference Number	Functional Group	Item Name
1	5006	HOSE AY	6	5006	CLAMP
2	5006	UNION	7	5006	HOSE AY
3	5006	NIPPLE	8	5006	WASHER
4	5006	BUSHING	9	5006	NUT
5	5006	SCREW			

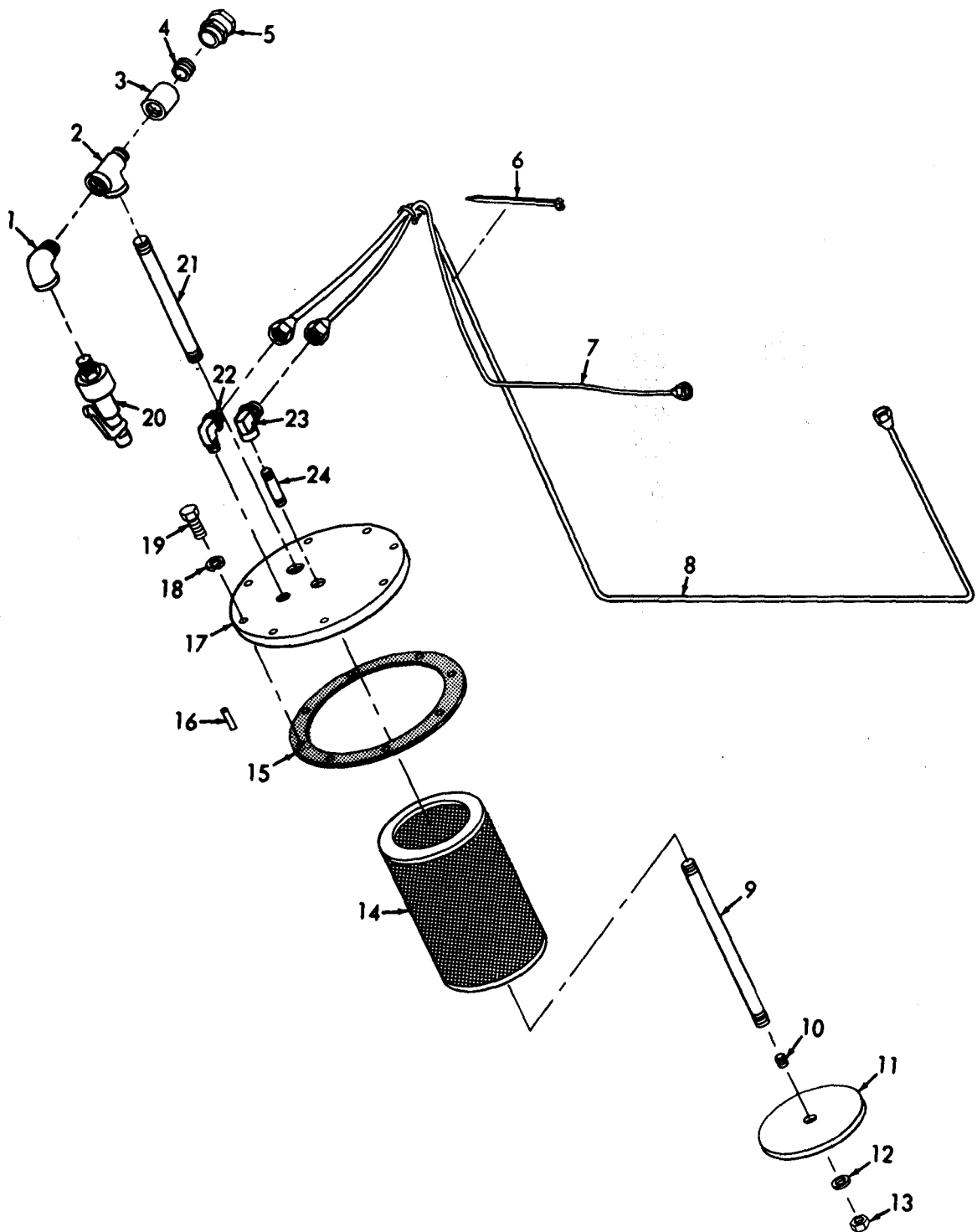
INDEX TO PARTS, FIGURE 32

Reference Number	Functional Group	Item Name
1	5014	RECEIVER
2	5014	PLUG
3	5014	SCREW
4	4702	INDICATOR
5	4702	SCREW
6	5014	WASHER
7	5014	NUT
8	5006	ELBOW
9	5006	NIPPLE
10	5006	VALVE
11	5006	HOSE AY
12	5006	COUPLING
13	5006	NIPPLE
14	5006	ELBOW
15	5006	BUSHING



ME 4310-247-35P/48

Figure 32. Air Receiver.



ME 4310-247-35P/49

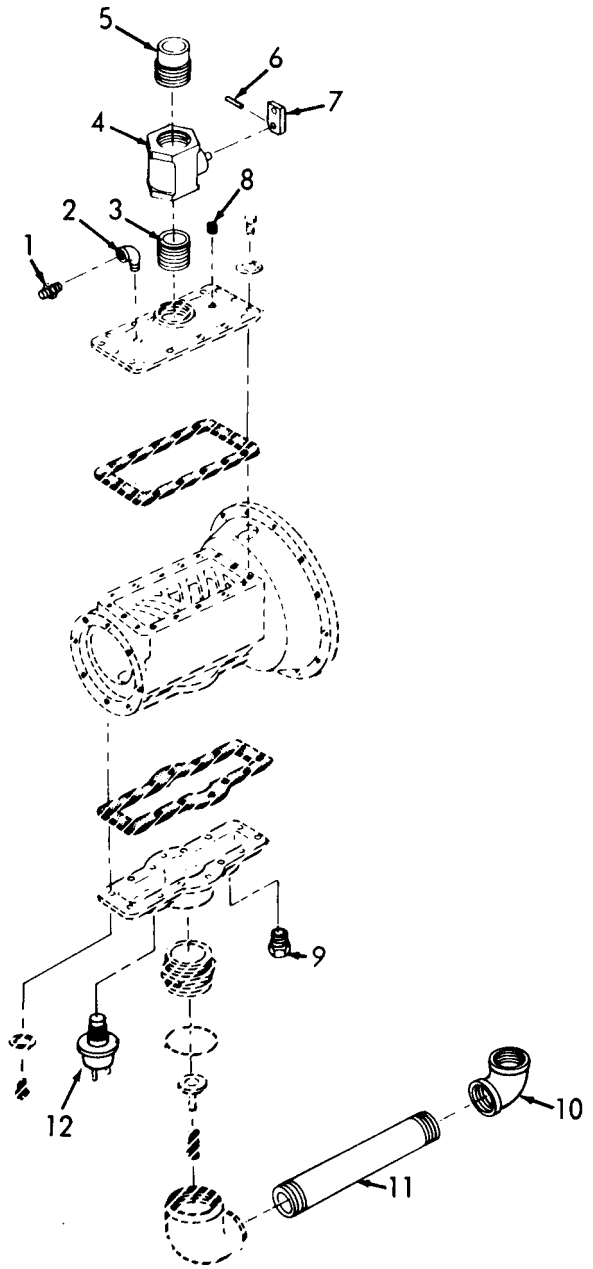
Figure 33. Air Receiver Element.

INDEX TO PARTS, FIGURE 33

Reference Number	Functional Group	Item Name	Reference Number	Functional Group	Item Name
1	5015	ELBOW	13	5006	NUT
2	5015	TEE	14	5006	ELEMENT
3	5015	COUPLING	15	5006	GASKET
4	5015	ORIFICE	16	5006	PIN
5	5015	UNION	17	5006	PLATE
6	5006	STRAP	18	5006	WASHER
6	5015	STRAP	19	5006	SCREW
7	5006	LINE	20	5015	VALVE
8	5015	TUBE AY	21	5015	NIPPLE
9	5006	TUBE AY	22	5015	ELBOW
10	5006	PLUG	23	5006	ELBOW
11	5006	COVER	24	5006	NIPPLE
12	5006	WASHER			

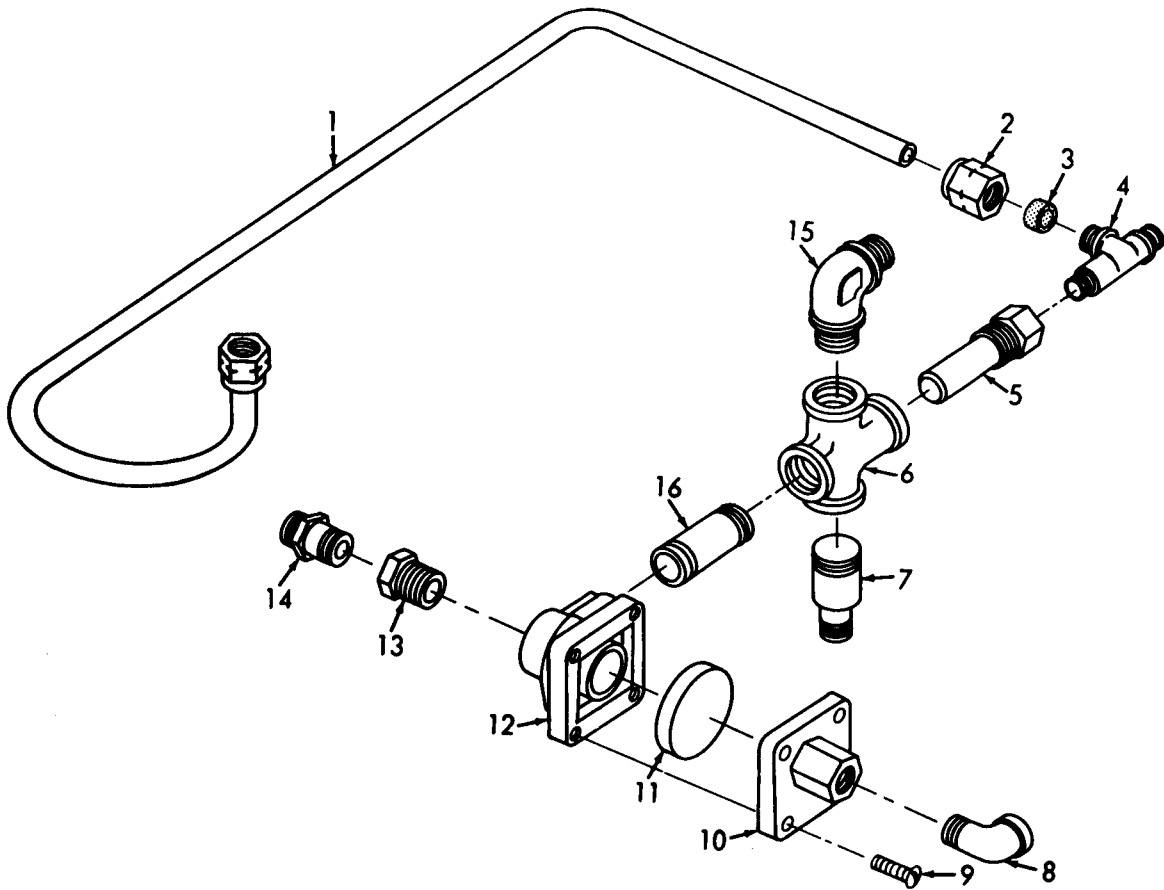
INDEX TO PARTS, FIGURE 34

Reference Number	Functional Group	Item Name
1	5008	CONNECTOR
2	5008	ELBOW
3	5008	NIPPLE
4	5008	VALVE SUB AY
5	5008	ADAPTER
6	5008	PIN
7	5008	LEVER
8	5008	PLUG
9	5006	BUSHING
10	5015	ELBOW
11	5015	NIPPLE
12	0610	SWITCH



ME 4310-247-20P/34

Figure 34. Compressor Intake and Discharge Piping.

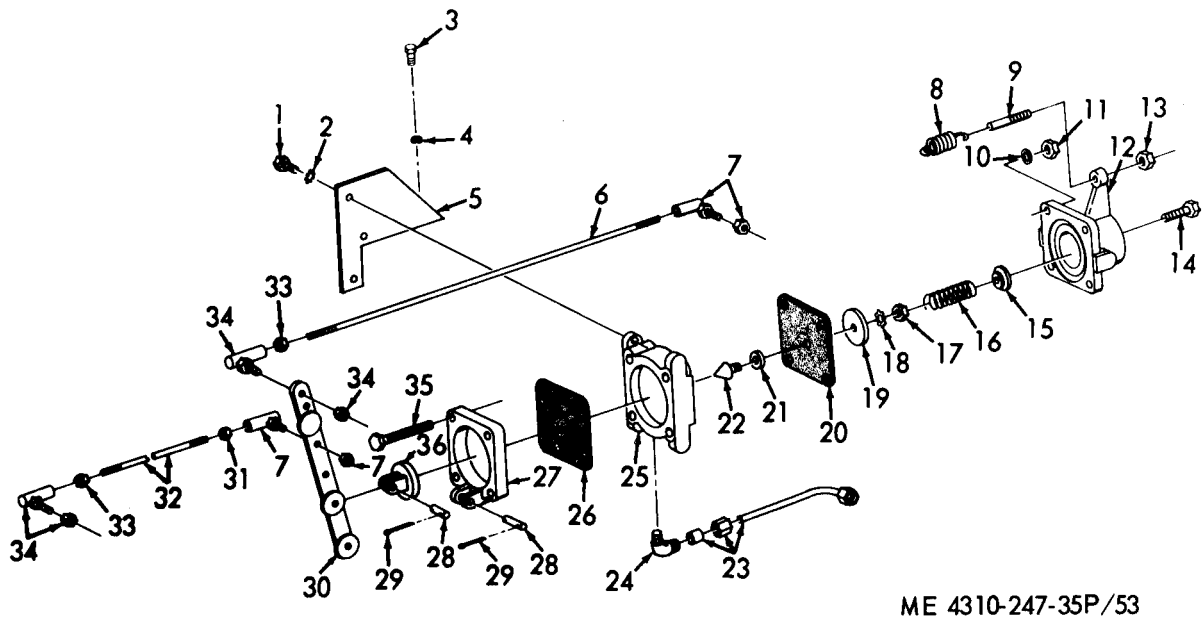


ME 4310-247-35P/52

Figure 35. Blow Down Valve.

INDEX TO PARTS, FIGURE 35

Reference Number	Functional Group	Item Name	Reference Number	Functional Group	Item Name
1	5009	TUBING	9	5009	SCREW
2	5009	NUT	10	5009	BONNET
3	5009	SLEEVE	11	5009	DIAPHRAGM
4	5009	TEE	12	5009	BODY
5	5009	NOZZLE	13	5009	BUSHING
6	5009	CROSS	14	5009	CONNECTOR
7	5009	STUD	15	5009	ELBOW
8	5009	ELBOW	16	5009	NIPPLE



ME 4310-247-35P/53

Figure 36. Control Valve and Linkage.

INDEX TO PARTS, FIGURE 36

Reference Number	Functional Group	Item Name	Reference Number	Functional Group	Item Name
1	5012	BOLT	20	5012	DIAPHRAGM
2	5012	WASHER	21	5012	WASHER
3	5012	SCREW	22	5012	STEM
4	5012	WASHER	23	5012	TUBE AY
5	5012	BRACKET	24	5012	ELBOW
6	5012	LINK	25	5012	BODY
7	0312	BALL JOINT	26	5012	DIAPHRAGM
7	5012	BALL JOINT	27	5012	RETAINER
8	5012	SPRING	28	5012	PIN
9	5012	STUD	29	5012	PIN
10	5012	WASHER	30	5012	LEVER
11	5012	NUT	31	0312	NUT
12	5012	HOUSING	31	5012	NUT
13	5012	NUT	32	0312	LINK
14	5012	SCREW	33	0312	NUT
15	5012	GUIDE	33	5012	NUT
16	5012	SPRING	34	0312	BALL JOINT
17	5012	NUT	34	5012	BALL JOINT
18	5012	WASHER	35	5012	SCREW
19	5012	REST	36	5012	PLUNGER AY

SECTION V. INDEX--FEDERAL STOCK NUMBER AND REFERENCE NUMBER
CROSS-REFERENCE TO INDEX NUMBER

<u>STOCK NUMBER</u>	<u>INDEX NUMBER</u>	<u>STOCK NUMBER</u>	<u>INDEX NUMBER</u>
1450-772-0780	00432	2920-246-2723	00486
2530-546-2274	00283	2920-391-2989	00341
2590-693-3453	00461	2920-606-4390	00350
2805-274-3403	00029	2920-640-7518	00369
2805-329-2571	00357	293	00322
2805-535-3737	00086	2930-171-6575	00050
2815-018-2561	00083	2930-198-5792	00329
2815-018-2566	00080	2930-313-7646	00305
2815-018-2581	00084	2930-720-2677	00291
2815-212-2139	00073	2940-058-6551	00033
281	00003	2940-074-8869	00070
2815-225-4788	00114	2940-225-4832	00132
2815-225-4789	00118	2940-225-4832	00731
2815-313-7645	00304	2940-225-4832	00851
2815-322-0550	00021	2940-225-4833	00607
2815-507-2381	00051	2940-225-4834	00642
2815-710-7723	00093	2940-580-6283	00045
281	00004	2940-740-6099	00609
281	00176	2990-118-1621	00287
2815-870-9536	00095	2990-225-4838	00284
2910-036-3612	00238	2990-901-1292	00269
2910-055-7395	00189	2990-901-1307	00255
2910-055-7396	00194	3030-225-0144	00326
2910-055-7397	00199	3040-978-2983	00273
2910-055-7398	00184	3040-978-2983	00768
2910	00262	3040-978-2983	00846
2910-1	00174	4210-889-2221	00832
2910-198-5824	00173	4310-225-4795	00774
2910-218-6579	00110	4310-225-4796	00775
291	00789	4310-225-4797	00675
2910-225-4830	00790	4310-646-9013	00706
2910-225-4831	00743	4310-678-0049	00693
2910-225-4840	00469	4310-714-3191	00676
2910-287-1912	00221	4310-779-0547	00677
2910-306-1217	00274	4310-779-0548	00679
2910-306-1217	00769	4310-929-6716	00282
2910-306-1217	00845	4310-930-9292	00537
2910-339-4873	00079	4310-979-0531	00661
2910-339-4873	00167	4310-979-0535	00725
2910-506-3975	00120	4310-979-0537	00647
2910-629-2264	00623	4310-997-1445	00752
2910-640-9399	00119	4310-999-5983	00820
2910-646-6816	00121	4330-217-3588	00673
2910-767-7870	00225	4330-277-3288	00236
2910-787-6422	00115	4330-932-7515	00655
2910-788-7430	00234	4330-932-7516	00648
2910-791-8005	00123	4710-136-8523	00618
2910-791-8007	00151	4710-136-8523	00619
2910-791-8015	00152	4710-136-8523	00841
2910-795-9531	00219	4710-277-5524	00617
2910-830-0154	00222	4710-277-5524	00804
2910-835-4539	00172	4710-277-5524	00842
2910-861-6890	00220	4710-277-7581	00268
2910-870-9751	00108	4710-278-2184	00697
2910-895-9083	00122	4710-278-2184	00701
2910-929-8260	00772	4710-278-2184	00826
2910-971-1467	00235	4710-278-2184	00840
2920-132-4500	00378	4710-930-4769	00085
2920-225-4824	00373	4720-018-2580	00055
2920-228-6959	00401	4720-018-2582	00054

SECTION V. INDEX-FEDERAL STOCK NUMBER AND REFERENCE NUMBER
CROSS-REFERENCE TO INDEX NUMBER (Continued)

<u>STOCK NUMBER</u>	<u>INDEX NUMBER</u>	<u>STOCK NUMBER</u>	<u>INDEX NUMBER</u>
4720-225-4799	00141	4730-989-1830	00298
4720-225-4800	00306	4730-990-1749	00796
4720-225-4801	00307	4820-174-0339	00300
4720-928-361	00739	4820-225-4791	00551
4730-011-3176	00649	4820-225-4792	00550
4730-042-2916	00039	4820-225-4793	00828
4730-042-8988	00166	4820-225-4794	00791
4730-042-8988	00741	4820-865-6946	00156
4730-052-9877	00187	4820-959-8193	00705
4730-052-9877	00192	4820-980-2822	00762
4730-052-9877	00197	4920-704-7556	00625
4730-073-3576	00529	4940-705-2294	00674
4730-105-2400	00530	5305-01	00458
4730-193-0869	00599	5305-042-6417	00509
4730-193-0869	00748	5305-068-0502	00612
4730-193-0879	00633	5305-068-0502	00624
4730-193-0879	00635	5305-069-5568	00460
4730-203-3194	00062	5305-225-3839	00316
4730-203-3194	00165	5305-225-3839	00406
473	00213	5305-225-3839	00448
4730-263-2733	00177	5305-253-5606	00596
4730-263-31	00067	5305-269-3209	001
4730-263-31	00684	5305-269-3209	00447
4730-266-0532	00632	5305-269-3209	00687
4730-278-3397	00100	5305-269-3209	00800
4730-278-4822	00750	5305-269-3211	00787
4730-287-0173	00549	5305-269-3214	00492
4730-287-3281	00227	5305-269-3214	00811
4730-289-5387	00063	5305-269-3216	00493
4730-446-5838	00161	5305-269-3218	00788
4730-529-4964	00066	5305-285-1	00441
4730-537-1192	00226	5305-285-4540	00440
4730-595-4924	00186	5305-724-7221	00686
4730-595-4924	00191	5305-808-9977	00650
4730-595-4924	00196	5305-879-7941	00545
4730-595-4924	00201	5305-984-5684	00653
4730-625-2531	00260	5305-984-6210	00264
4730-639-9676	00158	5305-984-6210	00511
4730-639-9676	00257	5305-984-6212	00510
4730-744-1256	00685	5305-984-6212	00834
4730-778-7614	00023	5306-225-8496	00516
4730-895-9013	00148	5306-225-8497	00327
4730-930-4777	00815	5306-225-8497	00365
4730-957-7438	00824	5306-225-8497	00381
4730-980-2819	00267	5306-225-8497	00489
4730-980-2819	00616	5306-225-8497	00499
4730-980-2819	00696	5306-225-8499	00517
4730-980-2819	00700	5306-225-8499	00527
4730-980-2819	00760	5306-225-8499	00770
4730-980-2819	00803	5306-225-8502	00290
4730-980-2820	00825	5307-268-5757	00010
4730-984-5108	00548	5307-297-8313	00011
4730-984-5108	00691	5307-364-4945	00006
4730-984-5108	00822	5307-424-3549	00081
4730-985-0642	00266	5307-637-7166	00009
4730-985-0642	00615	5307-637-7166	00012
4730-985-0642	00695	5307-741-3421	00007
4730-985-0642	00699	5307-784-0015	00013
4730-985-0642	00759	5307-784-0699	00241
4730-985-0642	00802	5310-011-5548	00794

**SECTION V. INDEX-FEDERAL STOCK NUMBER AND REFERENCE NUMBER
CROSS-REFERENCE TO INDEX NUMBER (Continued)**

<u>STOCK NUMBER</u>	<u>INDEX NUMBER</u>	<u>STOCK NUMBER</u>	<u>INDEX NUMBER</u>
5310-011-5549	00793	5310-768-0318	00506
5310-011-7062	00020	5310-784-0033	00239
5310-012-4573	00061	5310-809-4061	00717
5310-017-3128	00361	5310-820-6653	00718
5310-017-3128	00362	5310-880-7744	00142
5310-017-3128	00363	5310-880-7744	00332
531	00271	5310-880-7744	00368
5310-017-8537	00654	5310-880-7744	00445
5310-017-8591	00360	5310-880-7744	00479
5310-022-0071	00779	5310-880-7744	00504
5310-045-3296	00462	5310-880-7744	00539
531	00347	5310-880-7744	00560
5310-082-1	00442	5310-880-7744	00781
5310-087-7493	00483	5310-880-8189	00780
5310-087-7493	00567	5310-880-8189	00808
5310-087-7493	00568	5310-934-9751	00505
5310-1	00252	5310-934-9751	00833
5310-141-1795	00626	5310-934-9758	00261
531	00465	5310-989-4637	00407
5310-207-9071	00286	5310-989-4637	00466
5310-209-2249	00117	5310-990-2714	00214
5310-261-7340	00089	5315-616-5526	00343
531	00247	5315-839-5820	00782
5310-261-7340	00251	5325-1	00535
5310-261-7340	00315	5325-779-9176	00224
5310-261-7340	00320	5325-854-7023	00416
5310-347-3787	00103	5325-854-7023	00523
5310-353-8927	00099	5330-190-4224	00053
5310-407-9566	00334	5330-197-8116	00018
5310-407-9566	00335	5330-292-8824	00076
5310-417-8620	00231	5330-297-7106	00456
5310-441-0250	00669	5330-353-0959	00431
5310-582-5965	00155	5330-658-6193	00223
5310-582-5965	00319	5330-658-6193	00237
5310-582-5965	00324	5330-718-7385	00048
5310-582-5965	00627	5330-760-6122	00135
5310-582-5965	00681	5330-760-6122	00734
5310-595-6398	00230	5330-760-6122	00852
5310-596-4989	00059	5330-835-3453	00312
5310-596-4989	00060	5340-018-8541	00500
531	00243	5340-018-8541	00521
5310-596-4989	00311	5340-302-1840	00502
531	00439	5340-664-6802	00543
531	00323	5340-678-0036	00547
531	00277	5340-732-0642	00457
5310-616-1418	00799	5340-784-0042	00228
531	00098	5340-828-3106	00656
531	00720	5340-877-5967	00715
531	00242	5930-225-4855	00472
531	00575	5930-225-4856	00470
531	00133	5930-762-2538	00471
531	00491	5930-836-0843	00396
5310-732-0558	00561	5930-956-2484	00397
5310-732-0558	00670	5935-773-1428	00414
5310-732-0558	00732	6140-057-2554	00474
531	00494	6140-136-1042	00475
531	00285	6140-136-1043	00477
5310-761-6882	00404	6140-136-1045	00478
531	00446	6220-299-7425	00437
5310-768-0318	00348	6220-299-7426	00434

SECTION V. INDEX-FEDERAL STOCK NUMBER AND REFERENCE NUMBER
CROSS-REFERENCE TO INDEX NUMBER (Continued)

<u>STOCK NUMBER</u>	<u>INDEX NUMBER</u>	<u>STOCK NUMBER</u>	<u>INDEX NUMBER</u>
6220-337-6471	00452	6620-560-1999	00318
6220-368-4945	00453	6620-962-6132	00721
6220-577-3434	00429	6680-225-4802	00611
6220-577-3435	00427	6680-815-1486	00383
6220-726-1 916	00443	6680-815-1486	00610
6220-727-3288	00428	6680-833-6128	00390
6220-729-9296	00435	6680-833-6128	00622
6220-731-5920	00420	6685-089-5305	00382
6220-752-5993	00436	6685-089-5305	00604
6220-752-6516	00430	6685-225-4857	00606
6220-890-5907	00424	6685-225-4858	00605
6240-01 9-0877	00389	6685-225-4859	00398
6240-019-0877	00433	6685-225-4859	00613
6240-019-0877	00455	6810-249-9354	00482
6240-019-0877	00856	9905-202-3639	00576
6240-877-3405	00423	9905-205-2795	00577
6250-371-4018	00438		

<u>REFERENCE NO.</u>	<u>MFG CODE</u>	<u>INDEX NO.</u>	<u>REFERENCE NO.</u>	<u>MFG CODE</u>	<u>INDEX NO.</u>
AF945-5P	81349	00795	HD400F299	14351	00123
AN335-5	88044	00392	HD400F406	14351	00262
A21 1446	32537	00380	H260K203	14351	00304
A221376	83179	00273	H260K204	14351	00322
A221376	83179	00768	H260K209	14351	00305
A221376	83179	00846		14351	00621
A221415-1	83179	00725	JD382A5010	14351	00017
A221898	83179	00274	JD382E500	14351	00097
A221 898	83179	00769	JD382F316	14351	00216
A221898	83179	00845	JD382F318	14351	00183
A222016	83179	00706	JD382F3180	14351	00181
B19333-267	00736	00138	JD382F319	14351	00180
B19333-267	00736	00736	JD382K315	14351	00033
B19333-267	00736	00855	JD382K402	14351	00301
CP2-3-4-21 050	99539	00832	JD382L212	14351	00085
C1 126PL	73370	00221	JD382L213	14351	00024
DVGVC437-2AL	84760	00114	JD382L217	14351	00049
D4F6	81895	00529	JD382L224	14351	00075
D600L2270	14351	00029	JD382L2250	14351	00015
EV375C1	92029	00762	JD382L3050	14351	00083
EX136634A	19728	00374	JD382L308	14351	00035
EX375-1C1	92029	00763	JD382L309	14351	00046
EX375-2C1	92029	00764	JD382L5020	14351	00084
EX375-3C1		00765	JD382L601	14351	00025
FHB33PLMIL	73370	00040	JD382M322	14351	00339
FW263-36	14351	00366	JD383M319	14351	00359
FW284-78	14351	00367	JD400F2000	14351	00108
F400M207	14351	00357	JD400F205	14351	00185
F600L221	14351	00080	JD400F500	14351	00188
GD15'F329	14351	00217	JD400F5001	14351	00184
GHS1 7	19728	00352	JD400F501	14351	00193
GHS18	19728	00346	JD400F5011	14351	00189
GHS2012S	19728	00351	JD400F502	14351	00198
GHS24	19728	00342	JD400F5021	14351	00194
GHS6002TS18	19728	00350	JD400F503	14351	00203
H260A204	14351	00021	JD400F5031	14351	00199
H206B3160	14351	00056	JD403E200	14351	00095
H260B321	14351	00051	JD403E300	14351	00094
H260E200	14351	00093	JD403F222	14351	00211
HD260F247	14351	00152	JD403F223	14351	00212
HD260F248	14351	00153	JD403F401	14351	00210
HD400F205	14351	00190	JD403K307	14351	00054
HD400F205	14351	00195	JD403K309	14351	00302
HD400F205	14351	00200	JD403K401	14351	00055
HD400F2160	14351	00151	JD403M203	14351	00358
HD400F259	14351	00109	JD403M311	14351	00340

SECTION V. INDEX-FEDERAL STOCK NUMBER AND REFERENCE NUMBER
CROSS-REFERENCE TO INDEX NUMBER (Continued)

<u>REFERENCE NO.</u>	<u>MFG CODE</u>	<u>INDEX NO.</u>	<u>REFERENCE NO.</u>	<u>MFG CODE</u>	<u>INDEX NO.</u>
JD403U111	14351	00003	VM75	73273	00550
JD403U113	14351	00004	WCO40	00736	00134
JD427F245	14351	00110	WCO40	00736	00733
JS382L2240	14351	00073	W4B108	14351	00052
J350AA145	00736	00131	XZ11A	14351	00018
J350AA145	00736	00730	X1015	14351	00032
J350AA145	00736	00850	X1017	14351	00300
J382A304	14351	00019	X12016	14351	00158
J382E302	14351	00096	X12166	14351	00027
K404L21 0	14351	00076	X12166	14351	00295
K600L206	14351	00050	X12381	14351	00187
LP1058	61112	00255	X12381	14351	00192
LP1214-3	61112	00269	X12381	14351	00197
LP2377	61112	00259	X12381	14351	00202
MA1 2476	74400	00388	X12394	14351	00186
MFY8001 AT	19728	00373	X12394	14351	00191
MS13805-1	96906	00369	X12394	14351	00196
MS13823-1	96906	00341	X12394	14351	00201
MS15570-1251	96906	00455	X12478	14351	00161
MS1 6632-100	96906	00543	X12479	14351	00176
MS16632-1 75	96906	00542	X12480	14351	00079
MS24544-1	96906	00383	X12480	14351	00167
MS24544-1	96906	00610	X12481	14351	00062
MS27040-11	96906	00652	X12481	14351	00165
MS35000-3	96906	00474	X12633	14351	00179
MS35291-46	96906	00544	X12633	14351	00182
MS35291-58	96906	00263	X12790	14351	00058
MS35338-42	96906	00347	X12875	14351	00037
MS35338-44	96906	00319	X12922	14351	00036
MS35338-44	96906	00324	X139A	14351	00064
MS35387-1	96906	00577	X1 39A	14351	00065
MS35387-2	96906	00576	X1 4264	14351	00104
MS35420-1	96906	00435	X14307	14351	00103
MS35423-1	96906	00429	X14373	14351	00090
MS35423-2	96906	00443	X1481	14351	00102
MS3 5424-1	96906	00427	X1577	14351	00623
MS35424-2	96906	00428	X1583	14351	00121
MS35645-1	96906	00174	X1587	14351	00122
MS35802-3	96906	00045	X18001	14351	00244
MS35840-1	96906	00291	X1802G	14351	00311
MS51330-1	96906	00452	X18433	14351	00113
MS51967-14	96906	00506	X202B	14351	00111
MS51967-8	96906	00732	X203	14351	00087
MS90725-32	96906	00489	X203	14351	00089
MS90725-34	96906	00517	X203	14351	00315
MS90725-38	96906	00290	X226	14351	00091
MS90725-8	96906	00316	X2377	14351	00030
MS90908	96906	00175	X253	14351	00375
P10-0089	18265	00608	X260	19728	00343
P35-357P	19728	00344	X270	14351	00088
RAX00-2325	18265	00607	X27006-510	14351	00326
RBX00-2225	18265	00609	X2947	14351	00313
RD6K3190	14351	00318	X2947	14351	00314
SD802M324	14351	00353	X2977	14351	00245
STD1416	80254	00281	X2977	14351	00248
STD1646	80254	00280	X2977	14351	00249
T427L208	14351	00074	X2977	14351	00250
T8813	76700	00284	X3056	14351	00078
TA10910	96452	00721	X365	14351	00053
VD10928	96452	00693	X3993	14351	00372

SECTION V. INDEX-FEDERAL STOCK NUMBER AND REFERENCE NUMBER
CROSS-REFERENCE TO INDEX NUMBER (Continued)

<u>REFERENCE NO.</u>	<u>MFG CODE</u>	<u>INDEX NO.</u>	<u>REFERENCE NO.</u>	<u>MFG CODE</u>	<u>INDEX NO.</u>
X4399	14351	00014	1223651-18	83179	00761
X4466	14351	00101	1224095	83179	00481
X4697	14351	00082	1224203	83179	00541
X5162	14351	00028	1224205	83179	00536
X5954	14351	00077	1224206	83179	00638
X6521	14351	00154	1224207	83179	00683
X6561	14351	00107	1224208	83179	00662
X7502	14351	00031	1224212	83179	00409
ZLA2002-13	06004	00500	1224213	83179	00503
ZLA2002-13	06004	00521	1224217	83179	00525
OLS0240	26901	00400	1224222	83179	00490
OS801	81348	00482	1224227	83179	00125
O36A	71951	00424	1224227	83179	00519
10028	73370	00242	1224229	83179	00518
100326	73370	00044	1224231	83179	00520
100918	73370	00224	1224233	83179	00553
101	78124	00680	1224234	83179	00555
101487	73370	00213	1224235	83179	00557
101488	73370	00222	1224236	83179	00554
101489	73370	00223	1224237	83179	00556
101489	73370	00237	1224245	83179	00507
101493	73370	00225	1224246	83179	00501
102	78124	00713	1224248	83179	00526
102259	73370	00235	1224249	83179	00644
102458	73370	00239	1224250	83179	00665
103629	73370	00228	1224251	83179	00771
104071	73370	00220	1224252	83179	00744
104215	15434	00397	1224253	83179	00275
104398	73370	00072	1224254	83179	00797
104399	73370	00071	1224255	83179	00755
104500	73370	00070	1224256	83179	00566
104503	73370	00048	1224257	83179	00565
104507	73370	00041	1224258	83179	00522
104695	73370	00069	1224259	83179	00478
10509	73370	00240	1224261	83179	00172
10567	84760	00115	1224262	83179	00171
10574	84760	00120	1224263	83179	00169
10584	84760	00116	1224264	83179	00168
106498	73370	00234	1224265	83179	00330
10776	73370	00231	1224266	83179	00540
109108	73370	00047	1224268	83179	00723
12054	84760	00119	1224269	83179	00287
121223	73370	00043	1224271	83179	00393
1222879-5	83179	00150	1224275	83179	00564
1222879-6	83179	00149	1224281	83179	00820
1222937	83179	00661	1224284	83179	00394
1223241	83179	00384	1224284	83179	00592
1223241	83179	00582	1224292	83179	00591
1223243	83179	00385	1224293	83179	00331
1223252	83179	00528	1224306	83179	00572
1223274	83179	00386	1224308	83179	00413
1223274	83179	00584	1224309	83179	00415
1223286	83179	00531	1224310	83179	00412
1223303	83179	00387	1224311	83179	00333
1223303	83179	00585	1224312	83179	00292
12233243	83179	00583	1224315	83179	00317
1223448	83179	00451	1224320	83179	00586
1223449	83179	00467	1224321	83179	00587
1223651-16	83179	00206	1224322	83179	00588
1223651-17	83179	00209	1224323	83179	00589

SECTION V. INDEX-FEDERAL STOCK NUMBER AND REFERENCE NUMBER
CROSS-REFERENCE TO INDEX NUMBER (Continued)

<u>REFERENCE NO.</u>	<u>MFG CODE</u>	<u>INDEX NO.</u>	<u>REFERENCE NO.</u>	<u>MFG CODE</u>	<u>INDEX NO.</u>
1224324	83179	00590	210534-6	83179	00636
1224448	83179	00778	2107	73370	00042
1224450	83179	00773	213	78124	00710
1224451	83179	00777	215	78124	00711
1224452	83179	00786	218573	32537	00265
1224453	83179	00776	218573	83179	00618
1224454	83179	00785	218573	83179	00619
1224455	83179	00792	218573	83179	00630
1224456	83179	00784	22RB221	14351	00063
1224457	83179	00775	221019	83179	00547
1224458	83179	00774	222487	83179	00170
1224461	83179	00790	222487	83179	00689
1224462	83179	00789	222487	83179	00821
1224463	83179	00791	226	78124	00716
1224520	83179	00783	22703	00736	00140
1225603	83179	00678	22703	00736	00738
1251	24455	00389	23	78124	00709
13XX1803H	14351	00349	304	78124	00715
13XX19991	14351	00008	30546	71951	00425
13XX3063	14351	00355	30550	71951	00426
13XX3368	14351	00356	3209277-21	83179	00828
13XX3942	14351	00354	32194	71951	00421
	73370	00229	32195	71951	00422
15SL211	14351	00086	3222230-10	83179	00477
1508666	80659	00470	3222230-8	83179	00476
1513461	70040	00472	3222230-9	83179	00475
16183	84760	00118	3222585-4	83179	00486
16527	73370	00218	3223651-16	83179	00204
16594	73370	00232	3223651-17	83179	00207
1662	71951	00423	3223651-18	83179	00758
17240	00736	00139	3223651-19	83179	00823
17240	00736	00737	3223651-20	83179	00801
19X305	19728	00345	3223651-23	83179	00698
190877	00000	00433	3233651-24	83179	00694
190877		00856	32886	81321	00581
1996079	16764	00396	33	78124	00712
2-832-7FPS	92029	00766	3325X6	79470	00751
200146-07	00736	00132	33316-13	81321	00673
200146-07	00736	00731	3341	63686	00756
200146-07	00736	00851	34428	81321	00651
200146-115	00736	00136	34752	81321	00672
200146-115	00736	00735	35066	73370	00238
200146-115	00736	00853	35070	73370	00236
200146-207	00736	00135	35965C	44218	00026
200146-207	00736	00734	4DM6	81895	00546
200146-207	00736	00852	402	78124	00679
200146-860	00736	00130	41SL200	14351	00068
200146-860	00736	00729	410	14959	00705
200146-860	00736	00849	514086-26	83179	00772
200658	00736	00643	519	78124	00677
200668	00736	00128	519006-4	83179	00469
200668	00736	00727	519013-10	83179	00739
200668	00736	00847	519013-11	83179	00141
200668-156	00736	00129	519023-8	83179	00173
200668-156	00736	00728	519036-10	83179	00418
200668-156	00736	00848	519036-7	83179	00419
200863	00736	00137	519036-8	83179	00378
200863	00736	00742	519036-9	83179	00417
200863	00736	00854	519037-9	83179	00379
206357	83179	00593	519038-1	83179	00398

SECTION V. INDEX-FEDERAL STOCK NUMBER AND REFERENCE NUMBER
CROSS-REFERENCE TO INDEX NUMBER (Continued)

<u>REFERENCE NO.</u>	<u>MFG CODE</u> -	<u>INDEX NO.</u>	<u>REFERENCE NO.</u>	<u>MFG CODE</u>	<u>INDEX NO.</u>
519038-1	83179	00613	900335-110	83179	00563
519041-1	83179	00382	900335-126	83179	00450
519041-1	83179	00604	900335-503	83179	00578
519045-6	83179	00810	900335-513	83179	00688
519055-2	83179	00746	900402	83179	00391
519100-1	83179	00606	900402-14	83179	00444
519108-5	83179	00611	900402-14	83179	00559
519120-6	83179	00657	900490-74	83179	00558
519120-7	83179	00660	900490-75	83179	00164
519120-8	83179	00658	900716-17	83179	00827
519120-9	83179	00659	901023-3	83179	00303
519121-7	83179	00307	901023-5	83179	00534
519121-8	83179	00306	901023-9	83179	00815
519162-5	83179	00329	901046-2	83179	00160
519174-2	83179	00605	901046-2	83179	00726
519222	83179	00405	901046-5	83179	00038
519233	83179	00752	901046-5	83179	00533
519240	83179	00537	901046-5	83179	00641
519244-2	83179	00282	901046-5	83179	00816
519249	83179	00743	901046-9	83179	00640
519260	83179	00551	901090-5	83179	00690
519261	83179	00401	901108-3	83179	00753
519272	83179	00471	901109-2	83179	00034
519303	83179	00403	901109-5	83179	00532
524	78124	00676	901160-1	83179	00254
5601	19220	00502	901160-1	83179	00634
569H	57733	00390	901190-3	83179	00296
569H	57733	00622	901204-1	83179	00685
5939837	00000	00432	901204-8	83179	00809
5944789	00000	00461	901287-5	83179	00814
62822	83179	00647	901287-5	83179	00814
62866	81321	00674	901414-106	83179	00535
64010	81321	00648	901414-4	83179	00416
6625	79260	00283	901414-4	83179	00523
6654619	81321	00656	901763-3	83179	00213
700593-29	83179	00524	901773-4	83179	00159
701308-96	83179	00377	901773-8	83179	00157
701701-53	83179	00675	901858-22	83179	00328
701701-56	83179	00642	902466-1276	83179	00740
720	78124	00707	902466-2	83179	00057
7320641	00000	00459	902466-201	83179	00309
7320658	00000	00456	902466-218	83179	00163
7525993	00000	00436	902466-239	83179	00666
7525994	00000	00437	902466-257	83179	00538
7525995	00000	00434	902466-273	83179	00308
7525997	00000	00453	902466-275	83179	00819
7526018	00000	00454	902466-306	83179	00818
7526509	00000	00431	902466-46	83179	00664
7526515	00000	00438	902466-52	83179	00667
7526516	00000	00430	902466-56	83179	00162
771	78124	00714	902466-59	83179	00668
7731428	00000	00414	902466-95	83179	00663
7765	73370	00219	902469-57	83179	00754
799	78124	00708	902905-1	83179	00411
900020-3	83179	00449	902905-15	83179	00127
900037-12	83179	00143	902905-6	83179	00410
900160-2	83179	00310	902906-2	83179	00256
900165-2	83179	00671	902906-2	83179	00600
900214-21	83179	00276	903191-3	83179	00480
900214-21	83179	00798	903514-7	83179	00646

**SECTION V. INDEX-FEDERAL STOCK NUMBER AND REFERENCE NUMBER
CROSS-REFERENCE TO INDEX NUMBER (Continued)**

<u>REFERENCE NO.</u>	<u>MFG CODE</u>	<u>INDEX NO.</u>	<u>REFERENCE NO.</u>	<u>MFG CODE</u>	<u>INDEX NO.</u>
903540-13	83179	00645	905631-23	83179	00806
903686-8	83179	00703	905631-24	83179	00812
903686-8	83179	00704	905631-27	83179	00514
903697-8	83179	00702	905631-8	83 179	00270
904685-41	83179	00745	905631-8	83179	00513
904685-46	83179	00682	905631-8	83 179	00570
904696-28	83179	00298	905631-8	83 179	00836
904696-36	83179	00126	906037-12	83 179	00156
904696-36	83179	00297	906247-4	83179	00267
904696-36	83179	00724	906247-6	83179	00825
904776-3	83179	00208	906248-4	83179	00266
904776-5	83179	00205	906248-6	83179	00824
905289-2	83179	00530	906251-44	83 179	00749
905299-26	83179	00299	906254-22	83179	00602
905509-1	83179	00601	906254-42	83 179	00603
905631-14	83179	00464	906254-42	83179	00639
905631-14	83179	00579	906255-22	83179	00258
905631-14	83179	00719	906255-64	83179	00817
905631-18	83179	00145	906258-42	83179	00692
905631-18	83179	00293	906258-42	83179	00757
905631-18	83179	00336	906350-4	83179	00548
905631-18	83179	00370	906350-4	83179	00822
905631-18	83179	00399	908841-2	83179	00395
905631-18	83179	00484	908841-2	83179	00594
905631-18	83179	00496	908841-35	83179	00595
905631-18	83179	00512	908841-4	83179	00508
905631-18	83179	00552	90 8841-4	83179	00562
905631-18	83179	00569	910038-7	83179	00637
905631-18	83179	00805	9344	73370	00233
905631-20	83179	00214	950ST	71951	00420
905631-21	83179	00495	97800	57733	00625
905631-21	83179	00571	999-21057	99539	00831
905631-23	83179	00146	999-21059	99539	00835
905631-23	83179	00463	999-2915	99539	00837

By Order of the Secretary of the Army:

Official:

KENNETH G. WICKHAM,
Major General, United States Army,
The Adjutant General.

W. C. WESTMORELAND,
General, United States Army,
Chief of Staff

Distribution:

To be distributed in accordance with DA Form 12-25, Section I (qty rqr block No. 38), Organizational maintenance requirements for Air Compressors, 250 CFM.

*U.S. GOVERNMENT PRINTING OFFICE: 1970-397091/46

